

# TICxTACoTOE

## 3 in a row

Name: \_\_\_\_\_


Date: \_\_\_\_\_

Vocabulary choice boards allow you to decide how you are going to learn your vocabulary words! Play as either X's or O's try to complete the chart by doing 3 tasks in a row. You can complete the tasks horizontally vertically, or diagonally!

© Teaching On Lemon Lane

### Flip Book Foldable Dictionary

Fold your own mini dictionary. Write as many vocabulary terms as you can, then define each word and try to use them in a sentence!



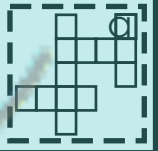
### Sort It!

Sort your vocabulary terms into 3 categories! Use the "Sort It" sheet to complete. The more creative the categories the better! Words can be sorted by meaning, letters, vowels...etc!



### Cross Word Puzzle

Create a crossword puzzle using your vocabulary words and meaning. Use the "Cross Word Puzzle" Sheet to accomplish this task. When done have classmate try to solve your puzzle!



### Create a Connection

Make a connection with as many vocabulary terms as you can! Record your responses on a piece of lined paper. A connection is often a memory experience, story, or song...etc that the word reminds you of!



### Free Space

Come up with your own way to practice your vocabulary words. Make sure you have your teacher's approval before beginning!



### Illustrations

Draw a picture to show the meaning of as many vocabulary terms as you can. Use the "illustrations" sheet to accomplish this task.



### Acrostic Poem

Write an Acrostic Poem for at least 4 of the vocabulary terms you are unfamiliar with. An acrostic poem has a "main idea" word that runs vertically. Each letter of the main idea starts a new word or thought that relates to the "main" word.



### The Same and Opposite

Think of a synonym and antonym for as many vocabulary terms as you can. Use the "The Same and Opposite" sheet to complete this task. Remember a synonym = SAME meaning antonym = OPPOSITE meaning of the term.



### Riddle Me This?

Write a riddle for as many vocabulary terms as you can. Use the definition of the word as a source of clues in your riddle. Read the riddle to a friend to see if they can solve it!



# Vocabulary Word Choice Board

# Vocabulary Cross Word Puzzle

name: \_\_\_\_\_

Create your own crossword puzzle, using your vocabulary terms! Write the vocabulary terms used in the Word Bank. Next write a "hint" for each word using the meaning of the word. For instance, if my word was "down" my hint might be, "not up but ....." Use the grid provided to draft your crossword. Simply darken the outline of the squares you are using. Then depending on whether the word is "across" or "down" write the number of the term in the upper left corner, of the first square.

EXP.

1. D O W N

ACROSS

1. Not up but, .....

My  
Vocabulary  
Word Bank

ACROSS

© Teaching On Lemon Lane

1. \_\_\_\_\_
2. \_\_\_\_\_
3. \_\_\_\_\_
4. \_\_\_\_\_
5. \_\_\_\_\_
6. \_\_\_\_\_
7. \_\_\_\_\_

DOWN

1. \_\_\_\_\_
2. \_\_\_\_\_
3. \_\_\_\_\_
4. \_\_\_\_\_
5. \_\_\_\_\_
6. \_\_\_\_\_
7. \_\_\_\_\_

# Vocabulary Cross Word Puzzle

Name: \_\_\_\_\_

Create your own crossword puzzle, using your vocabulary terms! Write the vocabulary terms used in the Word Bank. Next write a "hint" for each word using the meaning of the word. For instance, if my word was "down" my hint might be, "not up but ....." Use the grid provided to draft your crossword. Simply darken the outline of the squares you are using. Then depending on whether the word is "across" or "down" write the number of the term in the upper left corner, of the first square.

EXP.

1. D O W N

ACROSS

1. Not up but, .....

My  
Vocabulary  
Word Bank

ACROSS

©Teaching On Lemon Lane

1. \_\_\_\_\_
2. \_\_\_\_\_
3. \_\_\_\_\_
4. \_\_\_\_\_
5. \_\_\_\_\_
6. \_\_\_\_\_
7. \_\_\_\_\_

DOWN

1. \_\_\_\_\_
2. \_\_\_\_\_
3. \_\_\_\_\_
4. \_\_\_\_\_
5. \_\_\_\_\_
6. \_\_\_\_\_
7. \_\_\_\_\_

# My Vocabulary Words

## Sort It!

Name: \_\_\_\_\_

Date: \_\_\_\_\_

Using your vocabulary terms come up with 3 categories the words could be sorted into. Consider the words' meaning, number of letters, vowels...etc. The more creative the category the better. Name each of the categories then place your vocabulary terms. Describe each grouping below.

1. \_\_\_\_\_
2. \_\_\_\_\_
3. \_\_\_\_\_
4. \_\_\_\_\_
5. \_\_\_\_\_
6. \_\_\_\_\_
7. \_\_\_\_\_
8. \_\_\_\_\_
9. \_\_\_\_\_
10. \_\_\_\_\_

1.

2.

3.

What do all of the words above have in common:

What do all of the words above have in common:

What do all of the words above have in common:



# illustrations

Complete each section using your vocabulary terms. For each section write the vocabulary word in the banner, define it or, use the word in a sentence on the lined portion. Then draw a picture of the meaning in the frame provided.

Name: \_\_\_\_\_

Date: \_\_\_\_\_

Word:

Picture:

Expand:

© Teaching On Lemon Lane

# The SAME and OPPOSITE

## A Synonym and Antonym Activity

For every word think and record and antonym and synonym. Remember antonym means opposite and synonym means same. Next use the original word in a sentence.

Name: \_\_\_\_\_ Date: \_\_\_\_\_

ANTONYM:

Word:

In a Sentence:

SYNONYM:

ANTONYM:

Word:

In a Sentence:

SYNONYM:

ANTONYM:

Word:

In a Sentence:

SYNONYM:

ANTONYM:

Word:

In a Sentence:

SYNONYM:

ANTONYM:

Word:

In a Sentence:

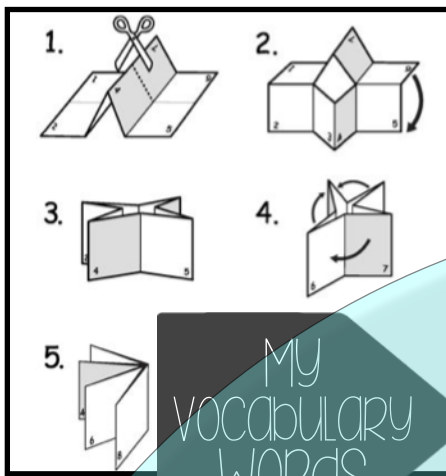
SYNONYM:

ANTONYM:

Word:

In a Sentence:

SYNONYM:



My  
Vocabulary  
Words

# Flip Book Foldable Dictionary

1. \_\_\_\_\_ 6. \_\_\_\_\_
2. \_\_\_\_\_ 7. \_\_\_\_\_
3. \_\_\_\_\_ 8. \_\_\_\_\_
4. \_\_\_\_\_ 9. \_\_\_\_\_
5. \_\_\_\_\_ 10. \_\_\_\_\_

© Teaching On Lemon Lane

Using a new piece of paper or the template below. Use the visual instructions to create a mini flip book dictionary. Cut on the dashed lines and fold on the solid lines. Once your book is complete, fill it with as many definitions as you can!

teaching  
on  
lemon lane

© Teaching On Lemon Lane

# Create a Connection

Name: \_\_\_\_\_ Date: \_\_\_\_\_

Make a connection with as many vocabulary terms as you can! Record your responses on a piece of lined paper. A connection is often a memory experience, story, or song...etc that the word reminds you of!

My  
Vocabulary  
Words

- |          |           |
|----------|-----------|
| 1. _____ | 6. _____  |
| 2. _____ | 7. _____  |
| 3. _____ | 8. _____  |
| 4. _____ | 9. _____  |
| 5. _____ | 10. _____ |

© Teaching On Lemon Lane

teaching  
on

lemon lane



# Acrostic Poem


Name: \_\_\_\_\_ Date: \_\_\_\_\_

Using a new piece of paper or the template below. Write an acrostic poem for as many vocabulary words as you can.

My  
Vocabulary  
Words

1. \_\_\_\_\_
2. \_\_\_\_\_
3. \_\_\_\_\_
4. \_\_\_\_\_
5. \_\_\_\_\_
6. \_\_\_\_\_
7. \_\_\_\_\_
8. \_\_\_\_\_
9. \_\_\_\_\_
10. \_\_\_\_\_

© Teaching On Lemon Lane



# Riddle Me This...

Name: \_\_\_\_\_ Date: \_\_\_\_\_

Using a new piece of paper or the template below, write a riddle for as many vocabulary terms as you can. Use the definition of the word as a source of clues in your riddle. Write the answers upside down in the answer key provided.

My  
Vocabulary  
Words

- |          |           |
|----------|-----------|
| 1. _____ | 6. _____  |
| 2. _____ | 7. _____  |
| 3. _____ | 8. _____  |
| 4. _____ | 9. _____  |
| 5. _____ | 10. _____ |

© Teaching On Lemon Lane

teaching  
on

lemon lane

4	_____
3	_____
2	_____
1	_____

Answer

# FREE SPACE

Get creative! using the template below or a new paper, come up with your own way to practice your vocabulary words. Create an activity that will help you to master the meaning of your words. Before you start, run your idea by your teacher and get their signature to show their approval.

Name: \_\_\_\_\_ Date: \_\_\_\_\_

Teacher's Signature \_\_\_\_\_

My  
Vocabulary  
Words

© Teaching On Lemon Lane

1. \_\_\_\_\_
2. \_\_\_\_\_
3. \_\_\_\_\_
4. \_\_\_\_\_
5. \_\_\_\_\_
6. \_\_\_\_\_
7. \_\_\_\_\_
8. \_\_\_\_\_
9. \_\_\_\_\_
10. \_\_\_\_\_

teaching  
on  
lemon lane