

TICxTACoTOE

3 in a row

© Teaching On Lemon Lane

Name: _____ Date: _____

Spelling choice boards allow you to decide how you are going to practice your spelling words! Play as either X's or O's try to complete the chart by doing 3 tasks in a row. You can complete the tasks horizontally vertically, or diagonally!


Sign It

Practice signing your spelling words, using sign language. Make sure to use the "Sign It!" sheet to practice. Try signing the words to a friend!



Write Like an Egyptian

Using your spelling words, write each word in the shape of a pyramid. Starting with one letter at a time.



Create A Word Search

Using as many of your spelling words as you can, create a word search! Use the "Spelling Word Search" sheet to complete this task. Then give your word search to a friend to solve!



Write to Create

You decide write a story, rap, jingle, or a poem using as many spelling words as you can. Share your creation with a friend!



Free Space

Come up with your own way to practice your spelling words. Make sure you have your teacher's approval before beginning!



Compare and Contrast

Use a Venn Diagram to compare & contrast your spelling words. Sort your words into two categories. Use the Diagram to see how they are different and how they are the same.



Write it Right!

Using your best penmanship, practice writing each word at least two times in both print and cursive!



Top Secret Words

Convert your spelling words into a Top Secret Code. Use the "Top Secret Word" sheet to help you accomplish the task. Try making your own code, and give the words to friend to crack!



Comic Strip

Using as many spelling words as you can, create a comic strip, using the "Comic Strip" sheet to author and illustrate your own comic!



© Mrs. Doxey

Spelling Word Choice Board

1. _____
2. _____
3. _____
4. _____
5. _____
6. _____
7. _____
8. _____
9. _____
10. _____
11. _____
12. _____
13. _____
14. _____
15. _____
16. _____
17. _____
18. _____
19. _____
20. _____

My
Spelling
Words

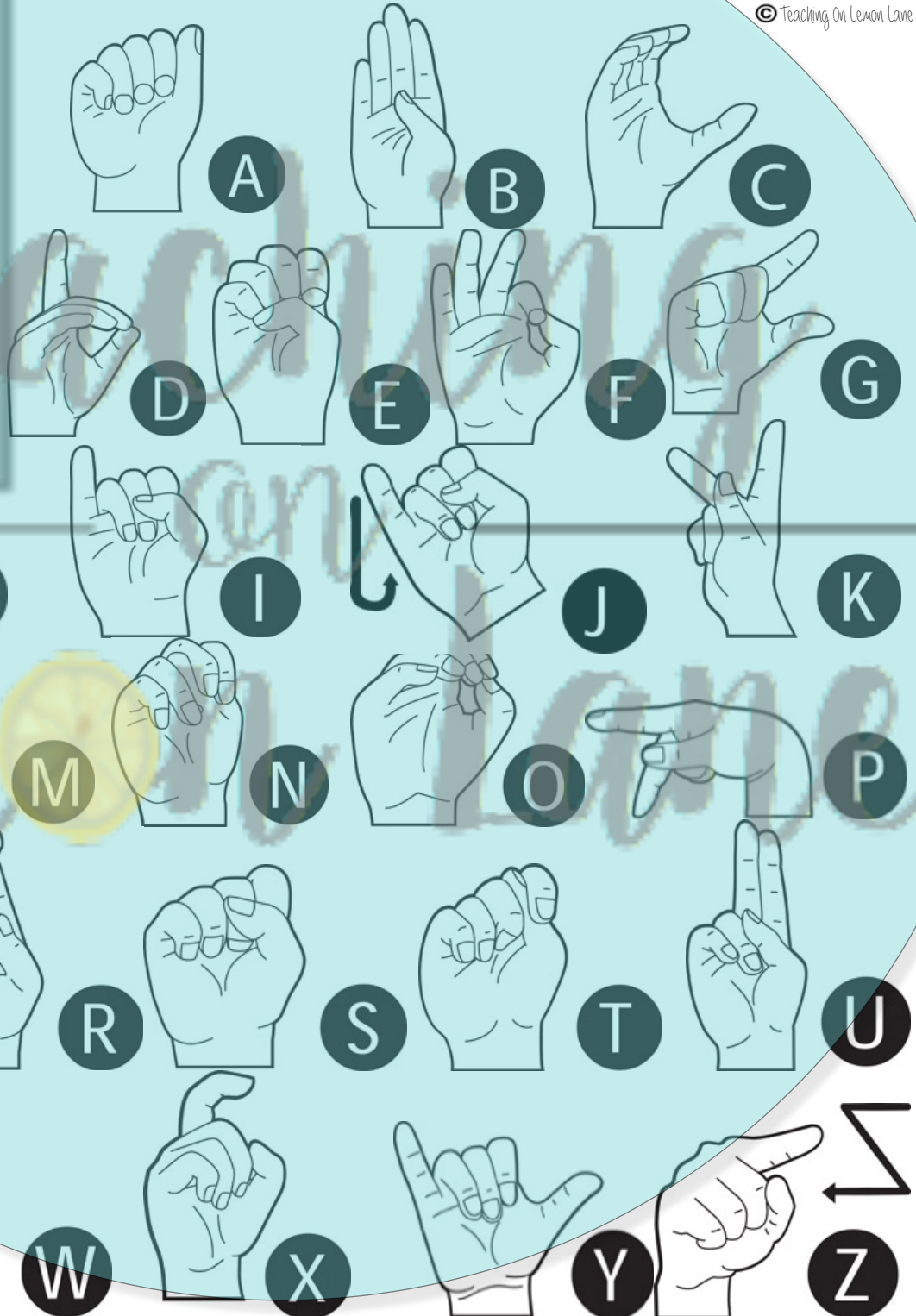
Sign It

Name: _____

Date: _____

Practice your spelling words by spelling them out using Sign Language. Have a friend quiz you when you are done, or show a friend a word you can sign!

© Teaching On Lemon Lane



Name: _____ Date: _____

Using your spelling words, and the table below
create a word search. When done, challenge
a classmate to complete your word puzzle.

Word Search

teaching
on
lemon lane

- | | | |
|----------|-----------|-----------|
| 1. _____ | 8. _____ | 15. _____ |
| 2. _____ | 9. _____ | 16. _____ |
| 3. _____ | 10. _____ | 17. _____ |
| 4. _____ | 11. _____ | 18. _____ |
| 5. _____ | 12. _____ | 19. _____ |
| 6. _____ | 13. _____ | 20. _____ |
| 7. _____ | 14. _____ | |

My
Spelling
Words



Name: _____ Date: _____

Using your spelling words, and the table below
create a word search. When done, challenge
a classmate to complete your word puzzle.

Word Search

teaching
on
lemon lane

- | | | |
|----------|-----------|-----------|
| 1. _____ | 8. _____ | 15. _____ |
| 2. _____ | 9. _____ | 16. _____ |
| 3. _____ | 10. _____ | 17. _____ |
| 4. _____ | 11. _____ | 18. _____ |
| 5. _____ | 12. _____ | 19. _____ |
| 6. _____ | 13. _____ | 20. _____ |
| 7. _____ | 14. _____ | |

My
Spelling
Words



My
Spelling
Words

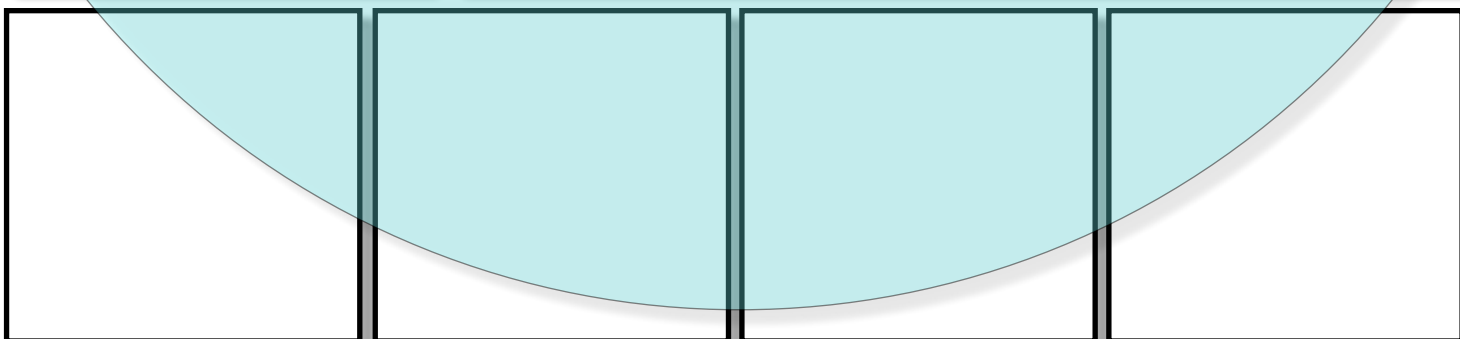
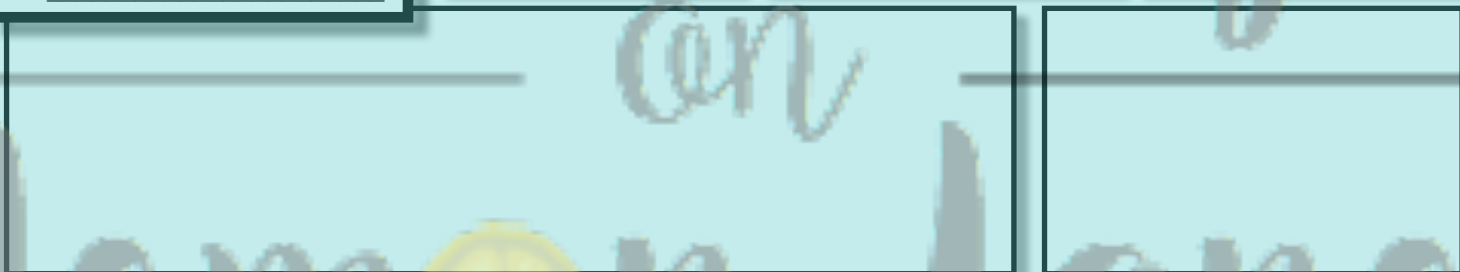
Author and
illustrate your own
comic strip. Use as
many spelling
words as you can!

COMIC STRIP

© Teaching On Lemon Lane

Name: _____

1. _____
2. _____
3. _____
4. _____
5. _____
6. _____
7. _____
8. _____
9. _____
10. _____
11. _____
12. _____
13. _____
14. _____
15. _____
16. _____
17. _____
18. _____
19. _____
20. _____



My
Spelling
Words

Crack the Code

Write your spelling words in a secret code. Use the codes provided or create your own. When you are done see if a friend can crack the code! Write the coded word to the left of the = "equal sign". A friend will break the code to the right of the = "equal sign".

Name: _____

1	2	3	4	5	6	7	8	9
A	B	C	D	E	F	G	H	I
10	11	12	13	14	15	16	17	18
J	K	L	M	N	O	P	Q	R
19	20	21	22	23	24	25	26	
S	T	U	V	W	X	Y	Z	

_____ = _____
 _____ = _____
 _____ = _____
 _____ = _____
 _____ = _____

@	■	✓	☐	!	☼	☺	♥	➡
A	B	C	D	E	F	G	H	I
🌲		←	☾	~	◯	☮	💬	🕒
J	K	L	M	N	O	P	Q	R
★	💧	●	🏠	🌊	✱	▲	🌸	
S	T	U	V	W	X	Y	Z	

Keep Going!

MAKE YOUR OWN

A	B	C	D	E	F	G	H	I
J	K	L	M	N	O	P	Q	R
S	T	U	V	W	X	Y	Z	

Write Like an Egyptian



© Teaching On Lemon Lane

- | | | | |
|----------|-----------|-----------|-----------|
| 1. _____ | 6. _____ | 11. _____ | 16. _____ |
| 2. _____ | 7. _____ | 12. _____ | 17. _____ |
| 3. _____ | 8. _____ | 13. _____ | 18. _____ |
| 4. _____ | 9. _____ | 14. _____ | 19. _____ |
| 5. _____ | 10. _____ | 15. _____ | 20. _____ |


Name: _____ Using your spelling words, write each word in the shape of a pyramid. Starting with one letter at a time.

teaching
on

lemon lane

MY SPELLING
WORDS

Write To Create



- | | | | |
|----------|-----------|-----------|-----------|
| 1. _____ | 6. _____ | 11. _____ | 16. _____ |
| 2. _____ | 7. _____ | 12. _____ | 17. _____ |
| 3. _____ | 8. _____ | 13. _____ | 18. _____ |
| 4. _____ | 9. _____ | 14. _____ | 19. _____ |
| 5. _____ | 10. _____ | 15. _____ | 20. _____ |

Name: _____

You decide write a story, rap, jingle, or a poem using as many spelling words as you can. Share your creation with a friend!

Title: _____

Tune if applicable: _____

By: _____

FREE SPACE

Get creative! using the template below or a new paper, come up with your own way to practice your Spelling words. Create an activity that will help you to master the spelling of your words. Before you start, run your idea by your teacher and get their signature to show their approval.

Name: _____

My Spelling Words

© Teaching On Lemon Lane

Teacher's Signature

- | | | | |
|----------|-----------|-----------|-----------|
| 1. _____ | 6. _____ | 11. _____ | 16. _____ |
| 2. _____ | 7. _____ | 12. _____ | 17. _____ |
| 3. _____ | 8. _____ | 13. _____ | 18. _____ |
| 4. _____ | 9. _____ | 14. _____ | 19. _____ |
| 5. _____ | 10. _____ | 15. _____ | 20. _____ |

teaching
on
lemon lane

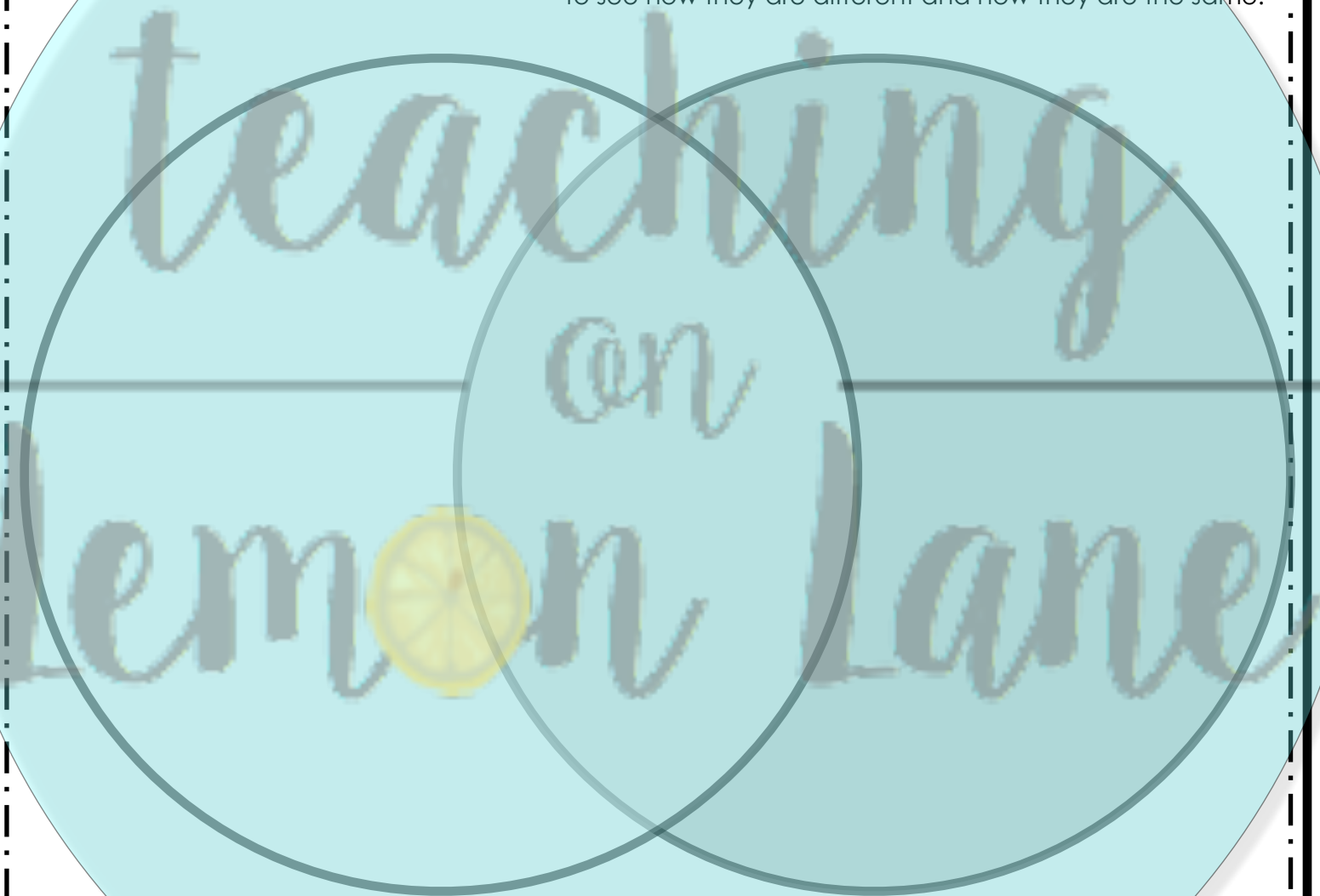
Compare & Contrast

© Teaching On Lemon Lane

- | | | | |
|----------|-----------|-----------|-----------|
| 1. _____ | 6. _____ | 11. _____ | 16. _____ |
| 2. _____ | 7. _____ | 12. _____ | 17. _____ |
| 3. _____ | 8. _____ | 13. _____ | 18. _____ |
| 4. _____ | 9. _____ | 14. _____ | 19. _____ |
| 5. _____ | 10. _____ | 15. _____ | 20. _____ |

Name: _____

Use a Venn Diagram to compare & contrast your spelling words. Sort your words into 2 categories. Use the Diagram to see how they are different and how they are the same.



Explain the Categories:

My Spelling Words

Write it Right



© Teaching On Lemon Lane

1.	6.	11.	16.
2.	7.	12.	17.
3.	8.	13.	18.
4.	9.	14.	19.
5.	10.	15.	20.

Name: _____

Using your best penmanship, practice writing each word at least two times in both print and cursive!

teaching
on
lemon lane