

{GRIT} MEGA BUNDLE

CHALLENGES 1-5

Don't just talk about
GRIT & GROWTH MINDSET...
EXPERIENCE IT!
then REFLECT on it



TEACHING
ON
lemon lane



THE NITTY
GRITTY
TRIANGLE

TRIANGLE

then REFLECT on it

[illegible]

TEACHING

ON


lemon lane



{GRIT}

DOWN TO THE NITTY GRITTY reflection

THE LEARNING PIT



The Learning Pit: Circle or color in the expression that best represents your attitude at the time the challenge ended. Explain if needed:

Name: _____

Challenge Name: _____

Complete this reflection sheet after working on, or completing a challenge. The purpose of this reflection is not to reflect on whether or not you completed the challenge. Rather, what did you learn from it, how did you react when the task seemed to difficult, what was your self-talk like... Where can you grow? Where can you improve?

Describe what you experienced during the activity, & your mindset:

At any point during the activity did you demonstrate: Guts, Growth, Goals, Resilience, Resolve, Re-Do, Initiative, Integrity, Innovation, Tenacity, Thoroughness...etc. If not explain, if so pick 3 & explain:

More importantly, what can you learn from this, how can you grow or improve? (Not just in relation to your performance on the challenge)


©TeachingonLemonLane

lemon lane

{G}

DOWN TO THE NITTY GRITTY reflection

THE LEARNING PIT



The Learning Pit: Circle or color in the expression that best represents your attitude at the time the challenge ended. Explain if needed:

Complete this reflection sheet after working on, or completing a challenge. The purpose of this reflection is not to reflect on whether or not you completed the challenge. Rather, what did you learn from it, how did you react when the task seemed to difficult, what was your self-talk like... Where can you grow? Where can you improve?

Describe what you experienced during the activity, & your mindset:

At any point during the activity did you demonstrate: Guts, Growth, Goals, Resilience, Resolve, Re-Do, Initiative, Integrity, Innovation, Tenacity, Thoroughness...etc. If not explain, if so pick 3 & explain:

More importantly, what can you learn from this, how can you grow or improve? (Not just in relation to your performance on the challenge)

{GRIT}

THE NITTY GRITTY TRIANGLE CHALLENGE

Name: _____

To complete this challenge you must arrange the numbers along the perimeter of the triangle, you must use all 6 numbers once, and the sum of each side must add up to the magic number.

There are 4 magic numbers: 9, 10, 11, and 12. Each triangle must be completed and signed off before moving on.

Begin by cutting out the numbered circles on the bottom half of the page. The first magic number you will attempt is 9.

:Complete & Sign Off:

9: _____

10: _____

11: _____

12: _____

TEACHING ON

"Don't be afraid to fail. Be afraid not to try."

- Michael Jordan

cut

© TeachingonLemonLane

1

2

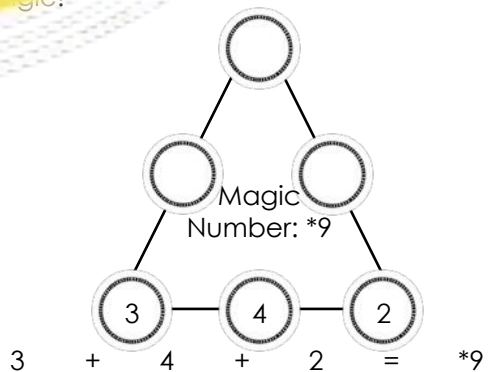
3

4

5

6

... line, then carefully cut out the numbered circles. Use the numbers to rearrange on the triangle. You try and solve the Magic Triangle!



You would then use the remaining digits to try and get the sum of each side to also equal the magic number *9

{GRIT}

THE NITTY GRITTY TRIANGLE CHALLENGE

Name: _____

Can you take it to the next level? Continue to try and solve the Nitty Gritty Triangle with the following magic numbers: 17, 19, 20, and 21.

You will use numbers 1-9 once. Place them around the perimeter. Once each side sum is the magic number, you will have completed the challenge. Make sure to sign off before moving on.

You've got this!

17: _____

19: _____

20: _____

21: _____

:Complete & Sign Off:

TEACHING

"The harder the conflict, the greater the triumph."

George Washington

lemon lane

© TeachingonLemonLane

Cut along the dashed line, then carefully cut out the 9 numbered circles. Use the numbers to arrange and rearrange on the triangle above as you try and solve the Magic Triangle!

1

2

3

4

5

6

7

8

9

{GRIT}

THE NITTY
GRITTY
TRIANGLE

CHALLENGE: #1

ANSWER KEY

©TeachingonLemonLane



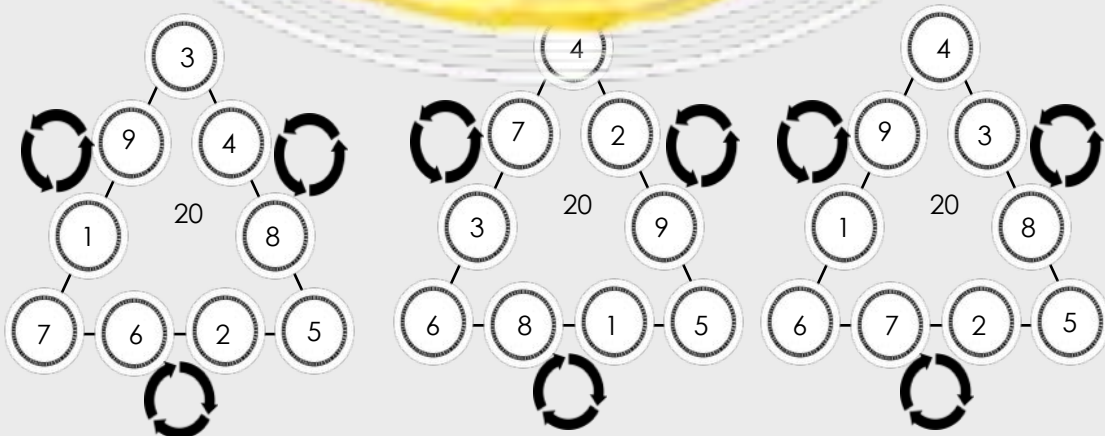
{GRIT}

THE NITTY
GRITTY
TRIANGLE

CHALLENGE: #1

ANSWER KEY

©TeachingonLemonLane

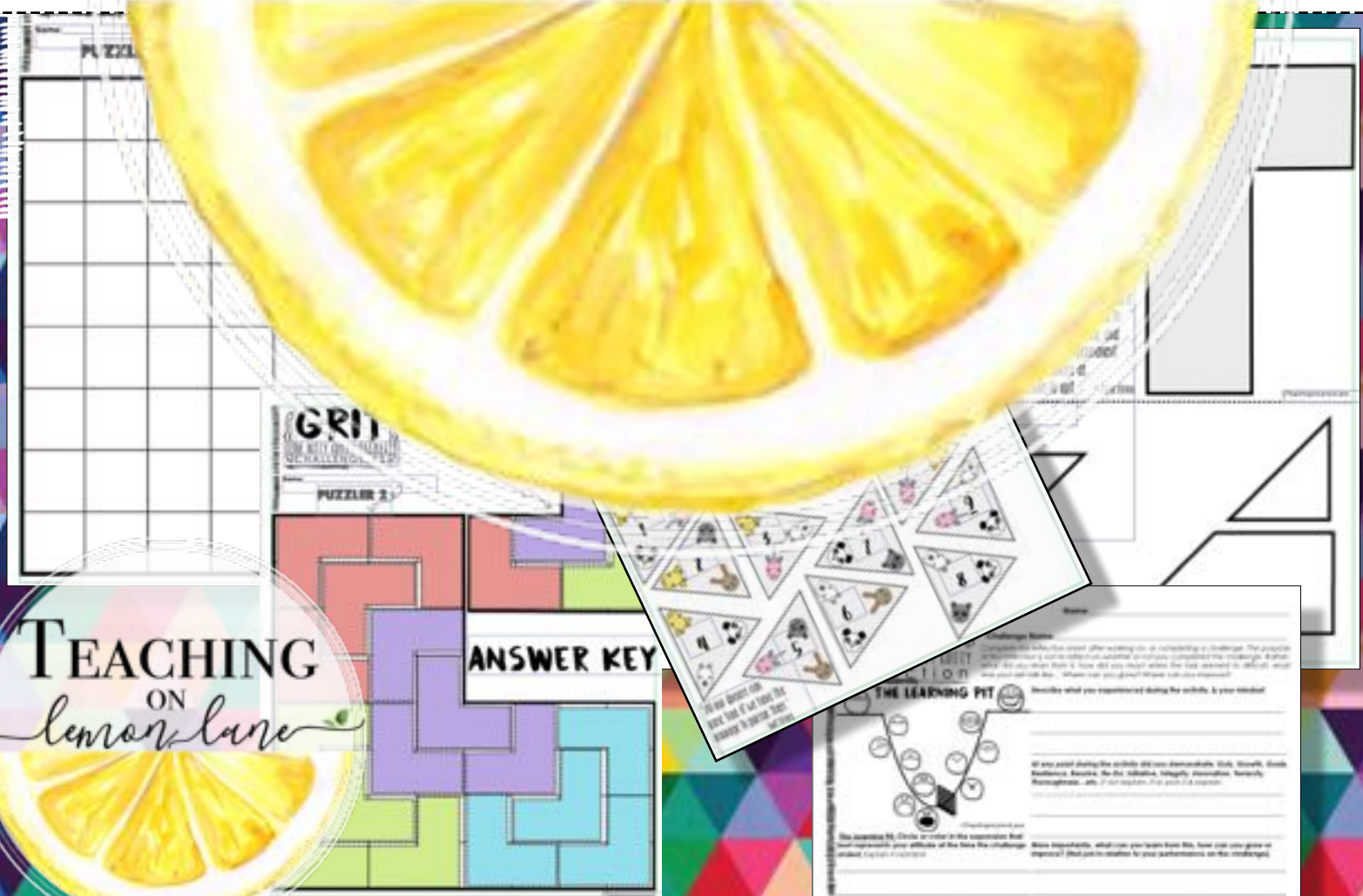


{GRIT}

THE NITTY
GRITTY
PUZZLER

CHALLENGE: #3

Don't just talk about
GRIT & GROWTH MINDSET...
TEACHING IT!
EXPERIENCE IT!
lemon lane *then REFLECT on it*



TEACHING
ON
lemon lane

ANSWER KEY

CHALLENGE #3

THE LEARNING PIT



{ GRIT }

{ THE NITTY GRITTY PUZZLER CHALLENGE #3 }

After cutting out the L shaped puzzle pieces from the additional page begin trying to complete puzzler 1. Puzzler 1 will use only 4 pieces. Puzzler 2 will require all 16. Can you get all of the pieces required to fit, no overlapping, and the pieces may not pass outside the boundaries.

Name: _____

PUZZLER 2

PUZZLER 1

TEACHING
ON

lemon lane



"The difference between a successful person
and a person who doesn't succeed is not a
lack of will."

GRIT

THE NITTY GRITTY PUZZLER
CHALLENGE #3


To begin cut out 4 pieces. Use the 4 pieces to attempt Puzzler 1. When the puzzle is complete all 4 pieces will be used, facing the correct direction, with no overlap, and no crossing over the outer perimeter. Once Completed, cut out the rest of the pieces and use all 16 to attempt Puzzler 2.

*If possible print on a cardstock or laminate after cutting. The thicker the piece, the easier to move around.

Name: _____

Cut along dashed lines

TEACHING
ON
lemon lane



GRIT

THE NITTY GRITTY PUZZLER
CHALLENGE #3

PUZZLER 1

Name: _____

PUZZLER 2

TEACHING

ON

lemon lane

EY



GRIT

THE NITTY GRITTY PUZZLER CHALLENGE #3

©TeachingonLemonLane

Name: _____

Can you solve the following puzzle using only your mind. **Writing on the puzzle is not allowed, cutting out the pieces out is not allowed.** Simply, you can only use your brain!

In order for this puzzler to be completed you must match the numbered pieces to the empty slot. Notice each corner must have a matching image to be completed.

TEACHING
ON
lemon lane



"All our dreams can
come true if we have the
courage to pursue them."
- Walt Disney

GRIT

Name: _____

THE NITTY GRITTY PUZZLER
CHALLENGE #3

©TeachingOnLemonLane

ANSWER KEY

TEACHING
ON
lemon lane




"All our dreams can
come true if we have the
courage to pursue them."
- Walt Disney

{GRIT}

THE NITTY GRITTY PUZZLER
CHALLENGE #3

Name: _____

Try your hand at the famous, 4 piece, T-Puzzler. At first glance it's hard to believe a puzzle made of only 4 pieces could have such bewilderment! Simply cut out the pieces below and arrange them until the T is completed.



TEACHING


ON

Lemon Lane

"Failures are going to happen, and how you deal with them may be the most important thing in whether you succeed. You need fierce resolve. You need to take responsibility. You call it grit. I call it fortitude. The ultimate thing is that we need to grow over time. Demonstrate determination, resiliency and tenacity. No excuses. Only opportunity."

ngonLemonLane

Cut:



{GRIT}

THE NITTY GRITTY PUZZLER
CHALLENGE #3

Name: _____

©TeachingonLemonLane

ANSWER KEY

TEACHING

ON

lemon lane

Fun
class

math

journal

Gardner

said, "I know of
polygon-dissection
puzzle with as few
pieces that is so
intractable." (hard
to control or deal with...)




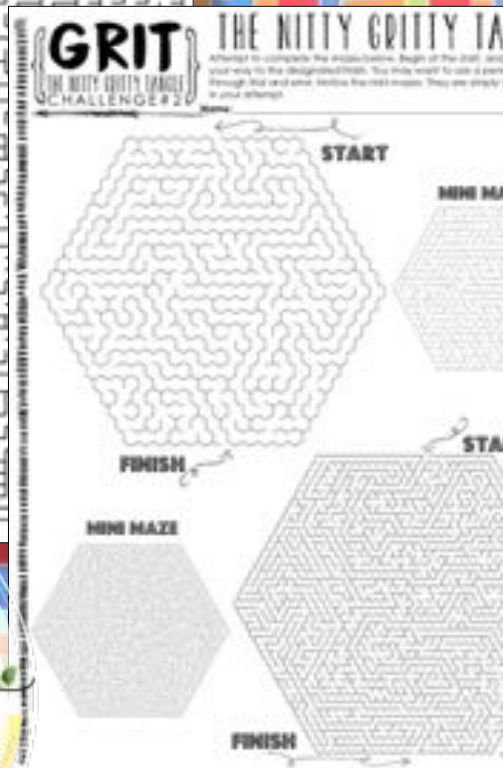
{GRIT}

CHALLENGE: #2

THE NITTY
GRITTY
TANGLE

Don't just talk about
GRIT & GROWTH MINDSET...
EXPERIENCE IT!

then REFLECT on it



GRIT THE NITTY GRITTY TANGLE CHALLENGE #2

Challenge Name: _____

Complete the reflection sheet after working on, or completing, a challenge. The purpose of this reflection is not to determine whether or not you completed the challenge. Rather, what did you learn from it. How did you react when the task seemed to difficult, and what did you do to... Where did you give up? Where did you improve?

Describe what you experienced during the activity. Is your interest?

At any point during the activity did you demonstrate Grit, Gritty, Grady, Gracious, or Grumpy? Be specific, including what you experienced, Grumpy, Gracious, etc. For example, I was grumpy when I was stuck on the challenge.

More importantly, what did you learn from this, how can you grow or improve? (What led to failure in your performance on the challenge?)

GRIT

THE NITTY GRITTY TANGLE
CHALLENGE #2

THE NITTY GRITTY TANGLE

Attempt to complete the mazes below. Begin at the start, and try and make your way to the designated finish. You may want to use a pencil as you try through trial and error.

Name: _____



"All things are difficult before they are easy." - Thomas Fuller

©TeachingonLemonLane

{GRIT}

{THE NITTY GRITTY TANGLE
CHALLENGE #2}

THE NITTY GRITTY TANGLE

Attempt to complete the mazes below. Begin at the start, and try and make your way to the designated finish. You may want to use a pencil as you try through trial and error. Notice the mini mazes. They are simply there to help you in your attempt.

Name: _____

START

MINI MAZE

TEACHING

ON

lemon lane

"Anything's
possible if

MINI

FINISH

GRIT

THE NITTY GRITTY TANGLE
CHALLENGE #2

THE NITTY GRITTY TANGLE

Can you take it to the next level? Attempt to complete the maze below. Begin at the start, and try and make your way to the designated finish. You may want to use a pencil as you try through trial and error.

Name: _____

START

"It does not matter how slowly you go
as long as you do not stop." - Confucius

TEACHING

ON

lemon lane



FINISH

{GRIT}

THE NITTY
GRITTY
TANGLE

CHALLENGE: #2
ANSWER KEY

TEACHING

ON

lemon lane



{GRIT}

THE NITTY
GRITTY
TANGLE

CHALLENGE: #2

ANSWER KEY

TEACHING

ON

lemon lane




{GRIT}

THE NITTY
GRITTY
TANGLE

CHALLENGE: #2

ANSWER KEY

©TeachingonLemonLane




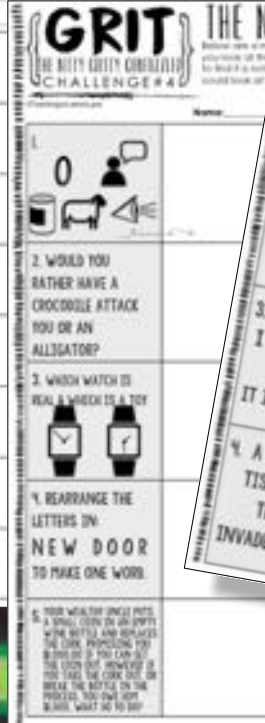

{GRIT}

CHALLENGE: #4

THE NITTY
GRITTY
CONFUZZLER

Don't just talk about
GRIT & GROWTH MINDSET...
EXPERIENCE IT!

then REFLECT on it



GRIT


THE NITTY GRITTY CONFUZZLER CHALLENGE # 4

THE NITTY GRITTY CONFUZZLER

Below you will find a series of Rebus Puzzles. (a riddle made up of words, symbols, pictures...etc) Often the answer is a well know saying, or phrase. Pay attention to repetition, placement, size, number...etc. The solution to a rebus is all in the details. Record your answer to the right. ****Hint: if your solution feels random likely it is not the solution. There tends to be an AHA moment when solving a Rebus!**

©TeachingonLemonLane

Name: _____

1. SECRET SECRET SECRET	9. YOUR TIME	17. HOROBOD
2. GIVE GET GIVE GET GIVE GET GIVE GET	10. SEGS GOES GSG	18. POT 0 0 0 0 0 0 0 0
3. ABCDEFGHIJKLMN OPQRS WXYZ	11. I ON T C S K	19. I A N B
4. COVER CO		
5. LADY LADY L		
6. YOURSELF C YOURSELF YOURSELF YOURSELF	15. REST YOU'RE	23. FAREDC E
7. TALK	16. VA DERS	24. KNEE UR FULL OF
8. HEAD HEELS		

GRIT









THE NITTY GRITTY CONFUZZLER CHALLENGE # 4

THE NITTY GRITTY CONFUZZLER

Below you will find a series of Rebus Puzzles. (a riddle made up of words, symbols, pictures...etc) Often the answer is a well know saying, or phrase. Pay attention to repetition, placement, size, number...etc. The solution to a rebus is all in the details. Record your answer to the right. ***Hint: if your solution feels random likely it is not the solution. There tends to be an AHA moment when solving a Rebus!*

©TeachingonLemonLane

Name: _____

1. 	9. NEAFRIENDED	17. KNEE LIGHTS
2. IRIEIAIDIINIGI	10.  E IM AID	18. C FLIC TER OF EST
3. 	11.  ON 	19. ELIN PU
4. MIL ION		
5. FAST		
6. DEDSONAI TTY PERSONALITY		
7. FAIR 	15. 	23. MARY + MARY ←
8. ↙ AID AID AID	16. nO7EN	24. O_ER_T_O_

GRIT

THE NITTY GRITTY CONFUZZLER

CHALLENGE # 4

©TeachingonLemonLane

THE NITTY GRITTY CONFUZZLER

Below are a mixture of puzzles, rebuses and brain teasers, all designed to make you look at things differently. The solution is often simple, however the process to find it is not. When stuck, consider asking yourself if there is another way you could look at the problem.

Name: _____

<p>1.</p> 		<p>6. MAKE THE FOLLOWING EQUATION TRUE BY ADDING ONLY ONE LINE.</p> $5+5+5+5=555$	
<p>2. WOULD YOU RATHER HAVE A CROCODILE ATTACK YOU OR AN ALLIGATOR?</p>	<p>TEACHING ON</p>	<p>7. THERE ARE 8 PEOPLE AT YOUR PARTY. MAKING ONLY 3 CUTS, CAN YOU SLICE THE CAKE INTO 8 PIECES?</p>	
<p>3. WHEN IS REAL & WHEN ISN'T?</p> 			
<p>4. REARRANGE THE LETTERS IN: NEW DOOR TO MAKE ONE WORD.</p>		<p>NOGATPEH</p>	
<p>5. YOUR WEALTHY UNCLE PUTS A SMALL COIN IN AN EMPTY WINE BOTTLE AND REPLACES THE CORK, PROMISING YOU \$1,000.00 IF YOU CAN GET THE COIN OUT. HOWEVER IF YOU TAKE THE CORK OUT, OR BREAK THE BOTTLE IN THE PROCESS, YOU OWE HIM \$1,000. WHAT DO YOU DO?</p>		<p>10. EXPLAIN THE PUZZLE:</p> $2 + 2 = \text{FISH}$ $3 + 3 = \text{EIGHT}$ $7 + 7 = \text{TRIANGLE}$	

GRIT

THE NITTY GRITTY CONFUZZLER CHALLENGE # 4

©TeachingonLemonLane


THE NITTY GRITTY CONFUZZLER

Below you will find groups of anagrams. Anagrams are words or phrases that use exactly the same amount and letters to create another word or phrase. Sometimes the pairs make sense, and are even related, other times they are simply gibberish. Anagrams are often used in literature as a way to give clues that often go unnoticed until revealed. (Harry Potter, The DaVinci Code, A Series of Unfortunate Events, and

Exp: CAT = ACT ANAGRAM = NAG A RAM, STATUE OF LIBERTY = BUILT TO STAY FREE, THE EYES = THEY SEE, LISTEN = SILENT, A GENTLEMAN = ELEGANT MAN, NIGHT = THING

With the anagrams below you must solve the puzzle by finding a category each group of words belong in.

Name: _____

<p>1. MELON BARTY RR WEST I PEEP PLAI GO MAN</p>	<p>TEACHING ON</p>	<p>5. CLIP EN CROSS SIS R MARKS SAY CORN</p>	
<p>2. GENRE QUITE SOUP L</p>	<p>lemon</p>	<p>6. SCORE BAITET BASK</p>	<p>lane</p>
<p>3. I GARD I MATCH TEA RAT IT IS OLD CAUSES</p>		<p>NICE SCREAM</p>	
<p>4. A NEW HELLO TIS CHARMS TEASER INVADES NEATLY</p>		<p>8. YOUR TURN: Make another Anagram or pick from one of the following word puzzles listed. Next, flip the page over and try to create your own!</p> <p>PANGRAM: A sentence that "pans" the entire alphabet. Meaning every letter of the alphabet is used in the sentence. Exp: The quick brown fox jumps over the lazy dog.</p> <p>LIPOGRAM: Different from a pangram, a lipogram is a longer piece of writing that doesn't use one or more letters. Exp: The novel "Gadsby" doesn't contain a single letter e!</p> <p>HETEROGRAM: A word, sentence or phrase where a letter of the alphabet is only used once. One of the longest Heterogram contains 20 letters: The big dwarf only jumps.</p>	

GRIT

THE NITTY GRITTY CONFUZZLER
CHALLENGE # 4

THE NITTY GRITTY CONFUZZLER ANSWER KEY

Name: _____

1. SECRET SECRET SECRET	TOP SECRET	9. YOUR TIME	YOUR TIME IS UP	17. HOROBOD	ROBIN HOOD
2. GIVE GET GIVE GET GIVE GET GIVE GET	RGIVE AND FORGE	10. SEGO GOES	EGS GSG	18. POT 0 0 0 0 0 0 0 0	POTATOES
3. ABCDEFGHIJKLMNOP OPQRSTUVWXYZ	MISSING YOU	11. I ON T C S K	STICK AROUND	19. I A N B	SCATTER BRAIN
4. COVER CO					A GUN
5. LADY LADY L					UP IN SMOKE
6. YOURSELF C YOURSELF YOURSELF YOURSELF	SEE FO			ISSUES ISSUES ISSUES ISSUES ISSUES ISSUES ISSUES ISSUES ISSUES ISSUES	TENNIS SHOES
7. TALK	SMALL TALK	15. REST YOU'RE	YOU'RE UNDER ARREST	23. FAREDCE	RED IN THE FACE
8. HEAD HEELS	BREAKFAST OR BIG BREAKFAST	16. VA DERS	SPACE INVADERS	24. KNEE UR FULL OF	YOU'RE FULL OF BOLOGNA

GRIT














THE NITTY GRITTY CONFUZZLER CHALLENGE # 4

THE NITTY GRITTY CONFUZZLER

Below you will find a series of Rebus Puzzles. (a riddle made up of words, symbols, pictures...etc) Often the answer is a well know saying, or phrase. Pay attention to repetition, placement, size, number...etc. The solution to a rebus is all in the details. Record your answer to the right. ****Hint: if your solution feels random likely it is not the solution. There tends to be an AHA moment when solving a Rebus!**

©TeachingonLemonLane

Name: _____

1. 	I'M ON TOP OF THE WORLD	9. NEAFRIENDED	A FRIEND IN NEED	17. 	NEON LIGHTS
2. IRIEIAIDIINIGI	REBELLION BETWEEN THE LINES	10. 	STRAWBERRY LEMONADE	18. 	CONFLICT OF INTEREST
3. 	SAND BOX	11. 	BETWEEN A ROCK AND A HARD SPOT	19. 	LINE UP IN ALPHABETICAL ORDER
4. MILION					ENDS
5. 					RIGHT BACK
6. DEDSONIAITY PERSONALITY	SPLIT				BACK TO SQUARE ONE
7. FAIR 	FAIR AND SQUARE	15. 	BALANCED MEAL	23. MARY + MARY 	SUMMARY
8.  AID AID AID	FIRST AID	16. NOZEN	HALF A DOZEN OR 6	24. O_LER_T_O_	PAINLESS OPERATION









GRIT

THE NITTY GRITTY CONFUZZLER
CHALLENGE # 4

THE NITTY GRITTY CONFUZZLER ANSWER KEY

©TeachingonLemonLane

Name: _____

<p>1.</p> 	<p>OH SAY CAN YOU SEE</p>	<p>6. MAKE THE FOLLOWING EQUATION TRUE BY ADDING ONLY ONE LINE.</p> $5+5+5+5=555$	<p>5+5+5+5=555 THE LINE CHANGES THE + TO A 4 MAKING IT: 545+5+5=555</p>
<p>2. WOULD YOU RATHER HAVE A CROCODILE ATTACK YOU OR AN ALLIGATOR?</p>	<p>GRAMMAR TRICK: I'D RATHER HAVE A CROCODILE ATTACK ON AN ALLIGATOR..</p>	<p>7. THERE ARE 8 PEOPLE AT YOUR PARTY. MAKING ONLY 3 CUTS, CAN YOU SLICE THE CAKE INTO 8 PIECES?</p> 	<p>2 SLICES THROUGH THE TOP, 1 HORIZONTALLY THROUGH THE MIDDLE</p> 
<p>3. WHAT IS REAL &</p> 		<p>THE 8 THE 6 TO ATION</p> $8-6=4$	
<p>4. REARRANGE THE LETTERS IN: NEW DOOR TO MAKE ONE WORD.</p>	<p>QUESTIONS <u>ONE WORD</u> = NEW DOOR</p>	<p>WORDS NORTNEP NOGAXEH NOGATPEH</p>	<p>OCTAGON=OCTAGON ALL POLYGONS SPELLED BACKWARDS.</p>
<p>5. YOUR WEALTHY UNCLE PUTS A SMALL COIN IN AN EMPTY WINE BOTTLE AND REPLACES THE CORK, PROMISING YOU \$1,000.00 IF YOU CAN GET THE COIN OUT. HOWEVER IF YOU TAKE THE CORK OUT, OR BREAK THE BOTTLE IN THE PROCESS, YOU OWE HIM \$1,000. WHAT DO YO DO?</p>	<p>PRESS THE CORK INTO THE BOTTLE. SIMPLY SHAKE IT UNTIL THE COIN FALLS OUT.</p>	<p>10. EXPLAIN THE PUZZLE:</p> $2 + 2 = \text{FISH}$ $3 + 3 = \text{EIGHT}$ $7 + 7 = \text{TRIANGLE}$	<p>BY FLIPPING THE NUMBER & COMBINING THE TWO, THE IMAGE IS MADE!</p>   

{ GRIT }

THE NITTY GRITTY CONFUZZLER

CHALLENGE # 4

©TeachingonLemonLane

Exp: CAT = ACT ANAGRAM = NAG A RAM, STATUE OF LIBERTY = BUILT TO STAY FREE,
THE EYES = THEY SEE, LISTEN = SILENT, A GENTLEMAN = ELEGANT MAN, NIGHT = THING

ANSWER KEY

Name: _____

With the anagrams below you must solve the puzzle by finding a category each group of words belong in.

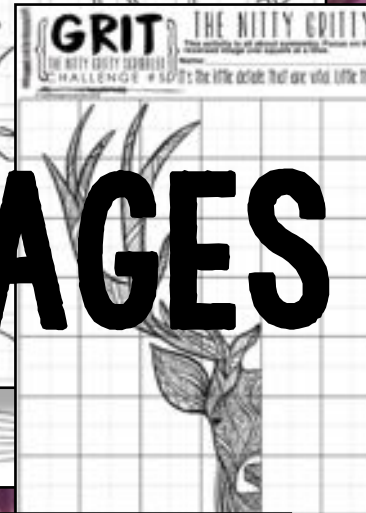
1. MELON BARTY RR WEST I PEEP PLAI GO MAN	TYPES OF FRUITS: LEMON, STRAWBERRY, PINEAPPLE, MANGO	5. CLIP EN CROSS SIS RE MARKS SAY CORN	SCHOOL SUPPLIES: PENCIL, SCISSORS, MARKERS, CRAYONS
2. GENRE QUITE SOUP L	COLORS: GREEN, TURQUOISE	6. RECOS BATTET BASK	SPORTS: SOCCER, BASKETBALL, BALL
3. I GARD I MATCH TEA RAT IT IS OLD CAUSES			ICE CREAM FLAVORS: VANILLA, BUBBLEGUM, NEOPOLITAN, COOKIES AND CREAM
4. A NEW HELLO TIS CHARMS TEASER INVADES NEATLY	HOLIDAYS: HALLOWEEN, CHRISTMAS, EASTER VALENTINE'S DAY	8. YOUR TURN: Make another Anagram or pick from one of the following word puzzles listed. Next, flip the page over and try to create your own! PANGRAM: A sentence that "pans" the entire alphabet. Meaning every letter of the alphabet is used in the sentence. Exp: The quick brown fox jumps over the lazy dog. LIPOGRAM: Different from a pangram, a lipogram is a longer piece of writing that doesn't use one or more letters. Exp: The novel "Gadsby" doesn't contain a single letter e! HETEROGRAM: A word, sentence or phrase where a letter of the alphabet is only used once. One of the longest Heterogram contains 20 letters: The big dwarf only jumps.	

{GRIT}




CHALLENGE: #5

THE NITTY
GRITTY
SCRIBBLER


Don't just talk about
GRIT & GROWTH MINDSET...
EXPERIENCE IT!
then REFLECT on it



28+ PAGES



TEACHING
OPEN THE SEPARATE PDF FROM
lemon lane
FILE TO FIND PRINTER VERSION.





No Guts. No Glory. No Legend. No Story.
ANSWER KEY

TEACHING
ON
lemon lane



{ GRIT }

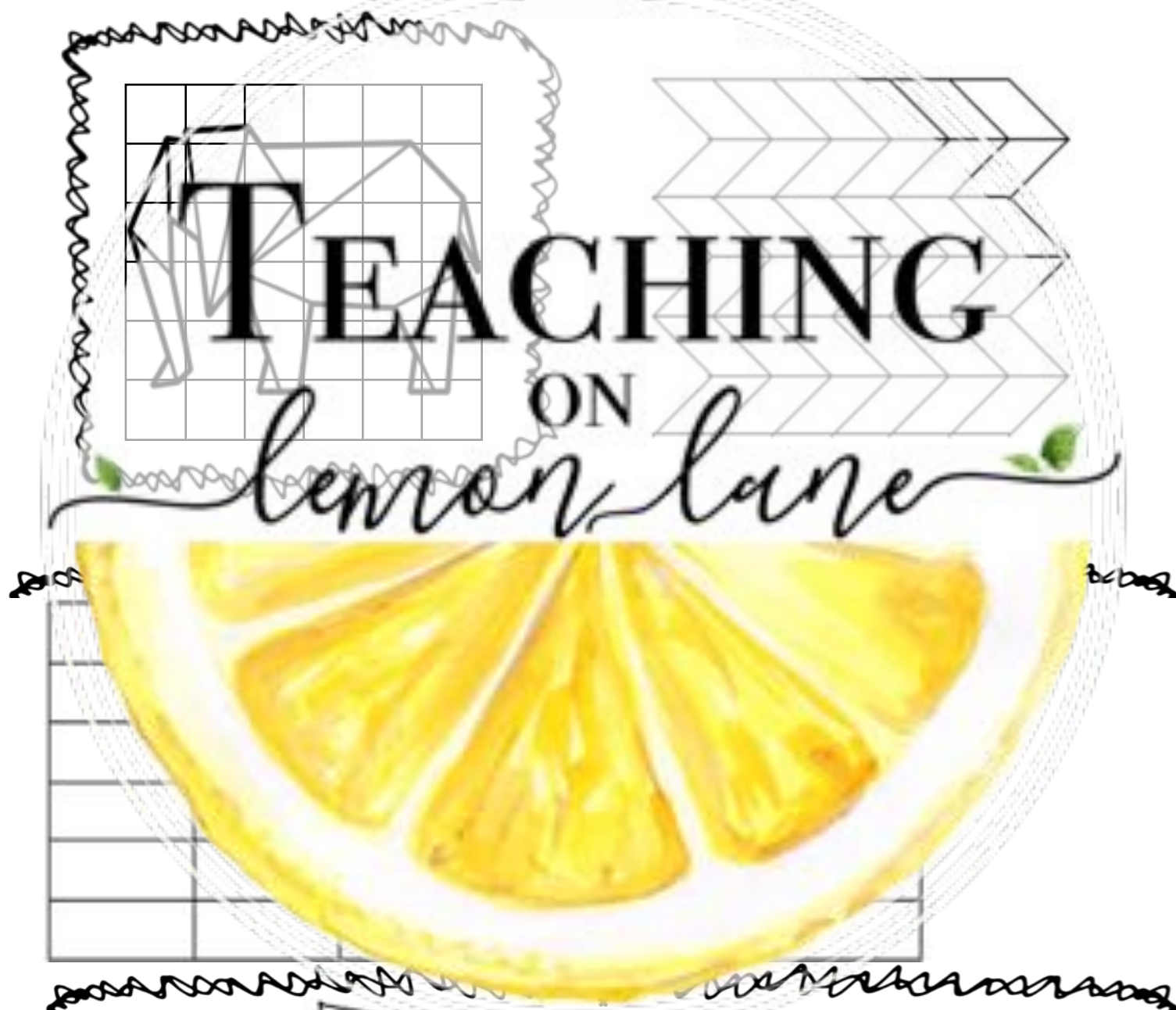
THE NITTY GRITTY SCRIBBLER
CHALLENGE #5

THE NITTY GRITTY SCRIBBLER

Recreate the image in the square grid, on the distorted grids to give a new look to the original image. Focus on each square one at a time matching the original details to fit the new sizing or proportions. Focus on the details.

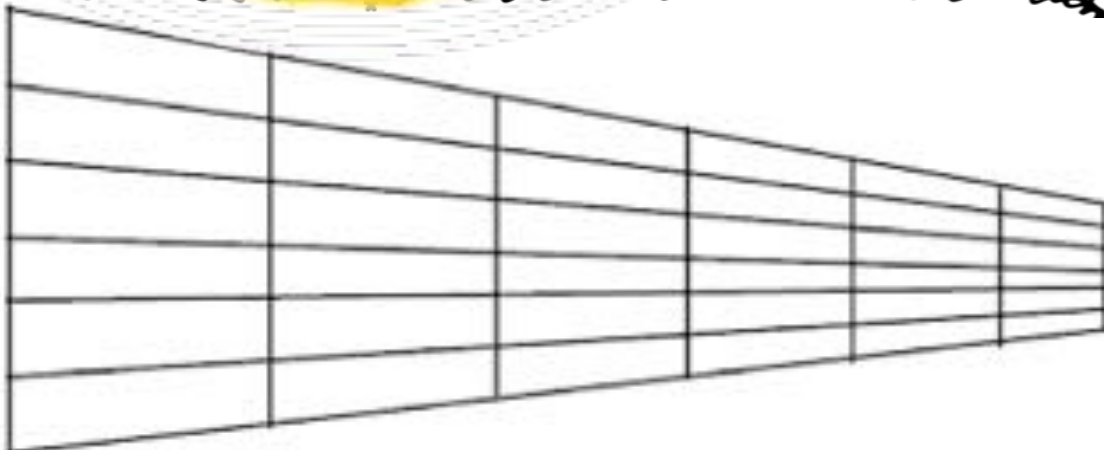
Name: _____

©TeachingonLemonLane



Great things are not
done by impulse, but by
a series of small things
brought together.

-Vincent Van Gogh



{ GRIT }

THE NITTY GRITTY SCRIBBLER
CHALLENGE #5


©TeachingonLemonLane

THE NITTY GRITTY SCRIBBLER

Draw your own image in the square grid, then recreate your image on the distorted grids to give a new look to the original image. Focus on each square one at a time matching the original details to fit the new sizing or proportions. Focus on the details.

Name: _____

DRAW YOUR OWN

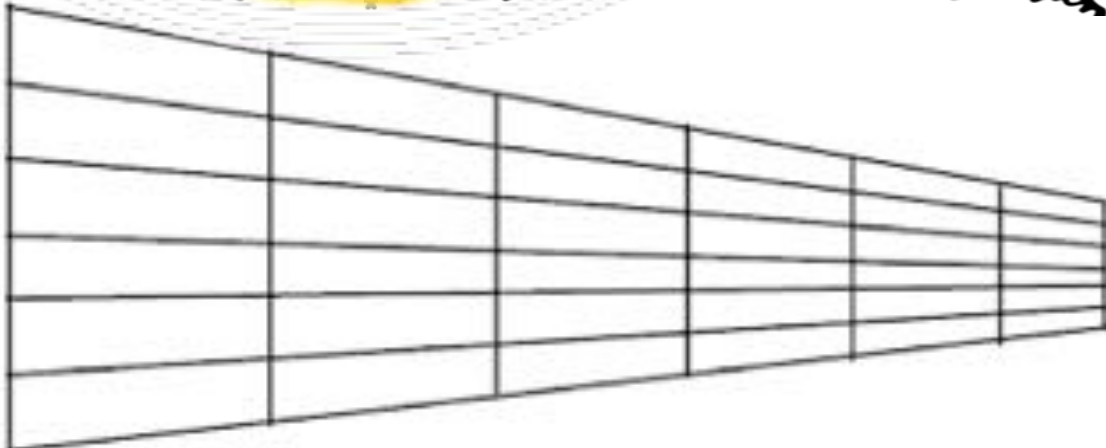


lemon lane



Success is the sum of
small efforts,
repeated day in and
day out.

-Robert Collier



GRIT

THE NITTY GRITTY SCRIBBLER
CHALLENGE #5

THE NITTY GRITTY SCRIBBLER

This activity is all about symmetry. Again focus on the details and recreate the reversed image one square at a time.

Name: _____

©TeachingonLemonLane





{ GRIT }

THE NITTY GRITTY SCRIBBLER
CHALLENGE #5

THE NITTY GRITTY SCRIBBLER

This activity is all about symmetry. Focus on the details and recreate the reversed image one square at a time.

Name: _____

It's the little details that are vital. Little things make big things happen.
-John Wooden

©TeachingonLemonLane





{ GRIT }

THE NITTY GRITTY SCRIBBLER
CHALLENGE # 5

THE NITTY GRITTY SCRIBBLER

This activity is all about symmetry. Focus on the details and recreate the reversed image one square at a time.

Name: _____

The man who removes a mountain begins by carrying away small stones.
-Confucius

©TeachingonLemonLane



GRIT

THE NITTY GRITTY SCRIBBLER
CHALLENGE # 5

THE NITTY GRITTY SCRIBBLER

Using a single line to connect the dots below, how many squares can you find?
Rules: All 4 sides of the square must be equal, no rectangles or rhombuses.

Name: _____

©TeachingonLemonLane

“Remember that guy that
gave up? Neither does
anyone else.

Unknown



_____ = NUMBER OF SQUARES

Name: _____

TEACHING
ON
lemon lane



21

= NUMBER OF SQUARES



{GRIT}

{THE NITTY GRITTY SCRIBBLER
CHALLENGE # 5}

THE NITTY GRITTY SCRIBBLER

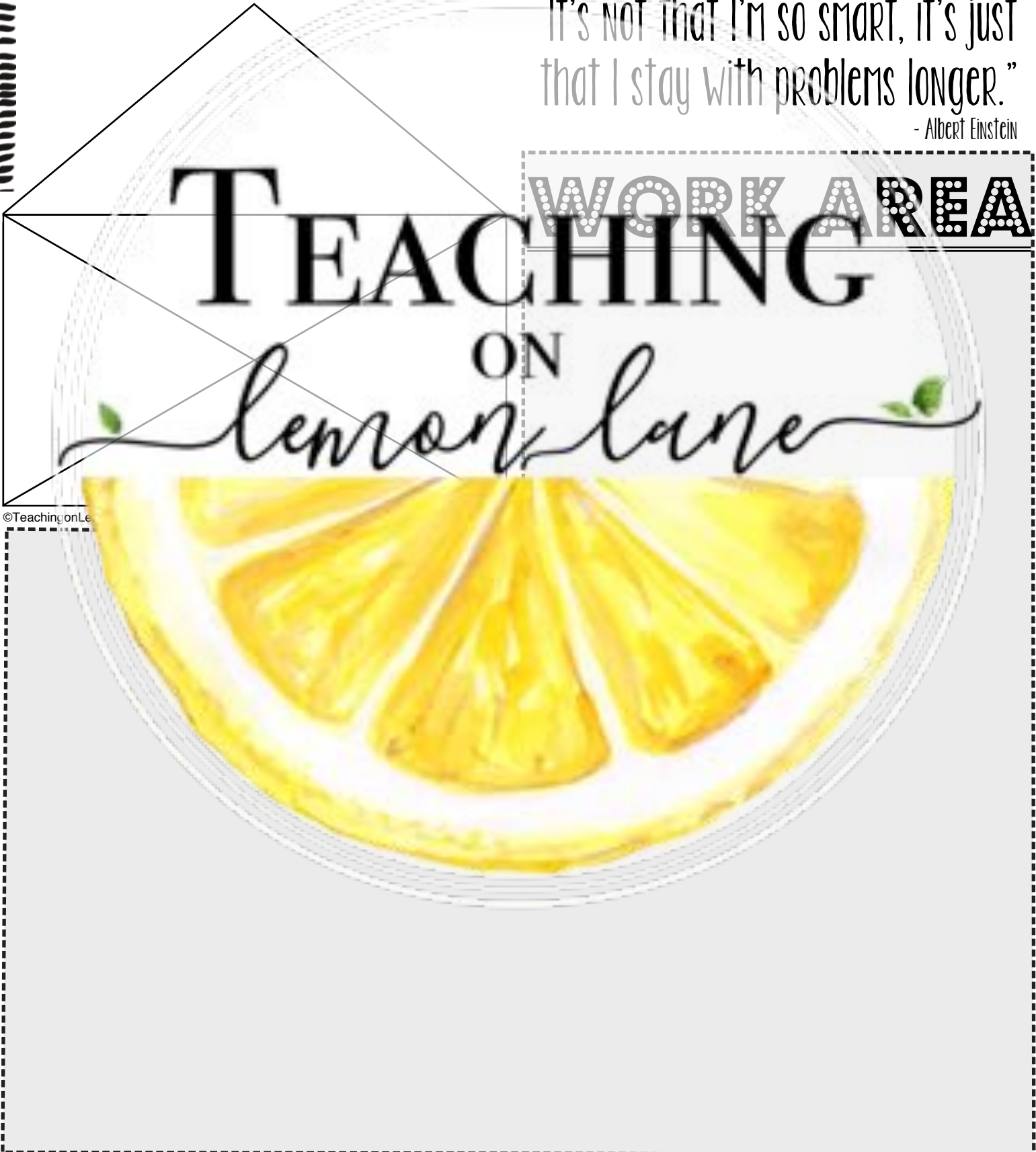
Below you see the "Impossible Envelope". Your challenge is to simply recreate the image, but you must adhere to the rules!

RULES: No overlapping lines, No lifting your pencil from the paper, no intersecting lines (your lines can't cross over each-other) You can only draw the line once.

Name: _____

It's not that I'm so smart, it's just
that I stay with problems longer."

- Albert Einstein





THE NITTY GRITTY SCRIBBLER ANSWER KEY

POSSIBLE SOLUTION



*** REMEMBER NO CROSSING
THROUGH THE CENTER

{GRIT}

{THE NITTY GRITTY SCRIBBLER
CHALLENGE # 5}


THE NITTY GRITTY SCRIBBLER

Below you see the Tricky Triple Diamond. Can you recreate the image while sticking to the rules?

RULES: No overlapping lines, No lifting your pencil from the paper, You can only draw the line once.

Name: _____

©TeachingonLemonLane



"Many of life's failures
are people who did not
realize how close they
were to success when
they gave up." - Thomas Edison

WORK AREA





©TeachingonLemonLane

THE NITTY GRITTY SCRIBBLER ANSWER KEY

POSSIBLE SOLUTION



*** REMEMBER THEY CAN ONLY DRAW
THE LINE ONCE, NO REPEATS OR
LIFTING THEIR PENCIL

TEACHING

ON

GRIT IS DOING WHAT YOU
DON'T WANT TO DO TO BE
W

©TeachingonLemonLane

-Dea Irby






A SMOOTH SEA
never made a
SKILLED SAILOR

-Franklin D. Roosevelt

©TeachingonLemonLane

TEACHING ON *lemon lane*



ENDURANCE

is not just the ability to

BEAR a hard thing,
but to turn it into

TEACHING **GLORY**

ON

lennon lane

©TeachingOnLennonLane



The **RACE** is not
always to the **SWIFT**.
-Aesop

TEACHING ON *lemon lane*



COURAGE does not always **ROAR**. Sometimes
courage is the quiet voice at the end of the day saying,
I WILL TRY AGAIN TOMORROW.

©TeachingonLemonLane

— Mary Anne Radmacher

TEACHING
ON
lemon lane



TEACHING

is the "extra something"
that separates the most

SUCCESSFUL people from

Lemon Lane

the rest. It's the

SECRET SAUCE



onLemonLane



GRIT

THE NITTY GRITTY SCRIBBLER
CHALLENGE # 5

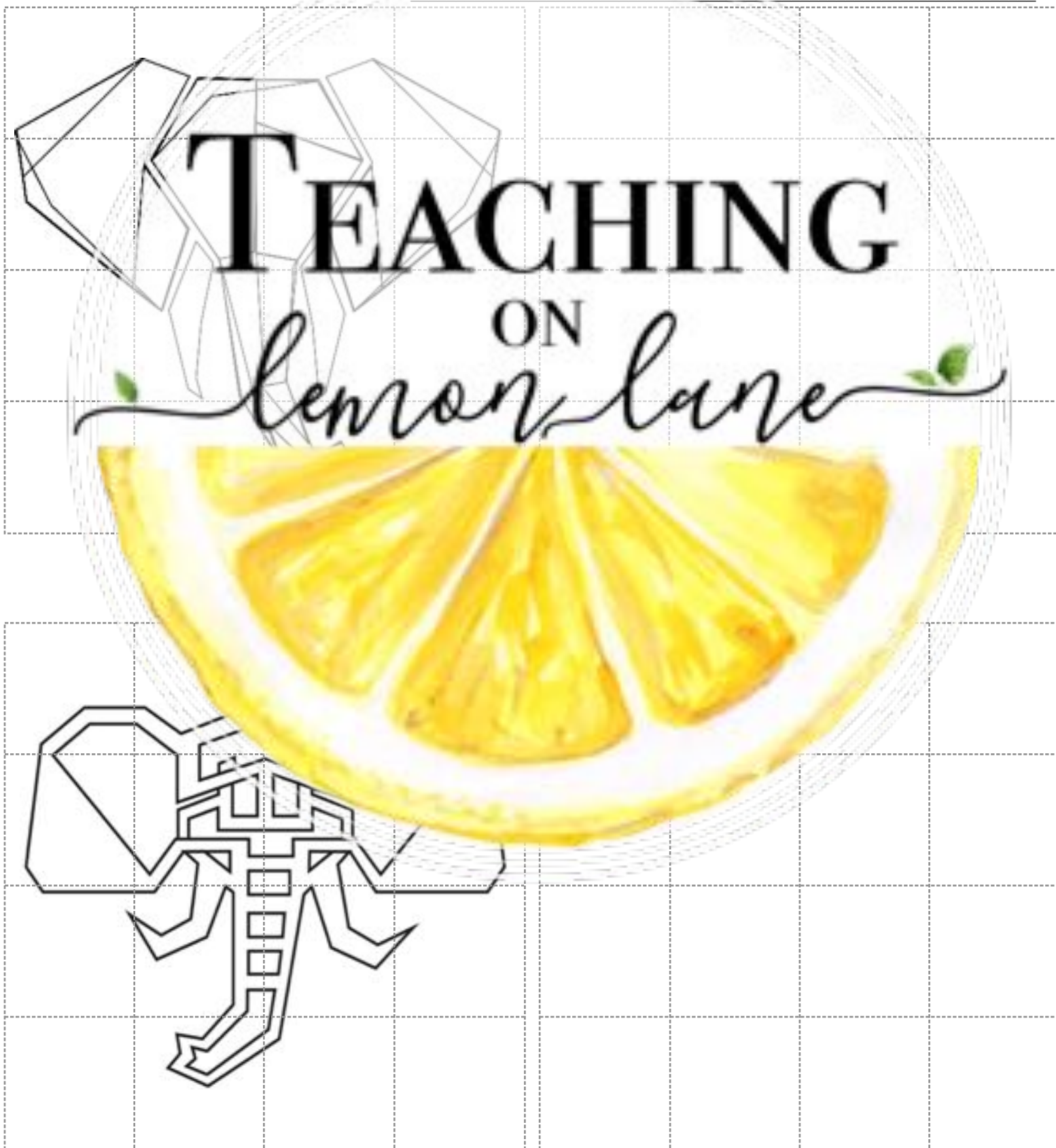
©TeachingonLemonLane

THE NITTY GRITTY SCRIBBLER

The Grid method has been used by artists for centuries! Even the great Leonardo da Vinci used it! The great thing about the Grid Method is it breaks the subject into small manageable tasks, almost like a puzzle. One square at a time recreate the details of each square.

Take small steps every day and one day you will get there.

Name: _____





{GRIT}

THE NITTY GRITTY SCRIBBLER
CHALLENGE # 5

©TeachingonLemonLane

THE NITTY GRITTY SCRIBBLER

This incredible illustration was made with a single continuous line. Can you recreate it. This knot illustration gets a little messy, begin by finding the original path. Complete the image without having to repeat any of the lines, or retrace back to an original starting point. Your aim is one continuous line.

Name: _____

TEACHING
ON
lemon lane



"The secret of getting ahead is getting started. The secret of getting started is starting your complex overwhelming tasks into small manageable tasks, and starting on the first one."

-Mark Twain



©TeachingonLemonLane

-CREIGHTON ABRAMS

DISCUSSION QUESTIONS:

HOW DOES THIS QUOTE AND THE ACTIVITIES RELATE TO GRIT? GROWTH MINDSET? GOALS?

WHAT IS SOMETHING BIG YOU WANT IN YOUR OWN LIFE? WHAT IS A DREAM THAT IF YOU PUT IN THE WORK COULD COME TRUE?

WHAT CAN YOU DO NOW TO MAKE THIS DREAM COME TRUE?

DISCUSS SMART GOALS.



GRIT

THE NITTY GRITTY SCRIBBLER
CHALLENGE #5

©TeachingonLemonLane

THE NITTY GRITTY SCRIBBLER ANSWER KEY



GRIT

THE NITTY GRITTY SCRIBBLER CHALLENGE #5

THE NITTY GRITTY SCRIBBLER

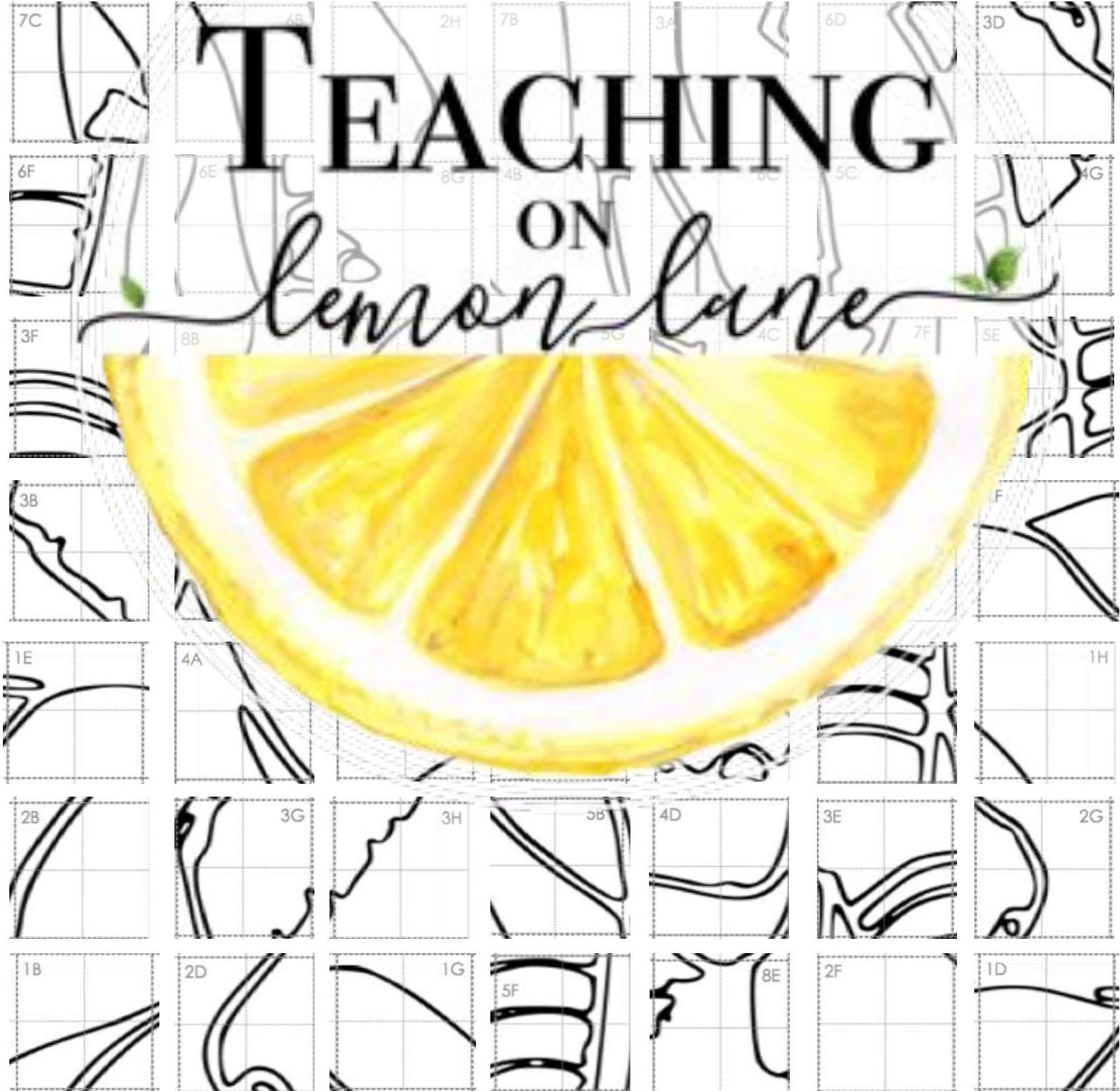
Consider the images below pieces of a puzzle. Any guesses what the final image will be? Square by square, recreate the drawing on the separate grid page. Do your best to be precise on sizing and details. The more detail

©TeachingonLemonLane

Name: _____

"You need to be content with small steps. That's all life is. Small steps that you take every day so when you look back down the road it all adds up and you know you covered some distance. It took me a long time to accept that, but it's true. You need to have patience."

- Katie Kacvinsky



GRIT

THE NITTY GRITTY SCRIBBLER CHALLENGE #5

©TeachingonLemonLane

THE NITTY GRITTY SCRIBBLER

This is your draft page. Recreate the images found on the mixed piece page. One square at a time match the number and letter to the square to find its location. Pay attention to sizing. The more precise you are the better the final result.

Name: _____

We need to be reminded that in total and over a significant period of time, seemingly small things bring to pass great things. -Dallin H. Oaks



GRIT

THE NITTY GRITTY SCRIBBLER CHALLENGE #5

©TeachingonLemonLane

With as much precision & accuracy you can muster,
recreate the image below in either the 4in or 8in
square option. Once everyone is finished you will put
together the pieces to reveal the image. Once you
understand where your piece fits, add color, details,
or zentangles to create a piece of a masterpiece.

T H E B I G S C R I B B L E

Name: _____

--	--

SUBSCRIBE TO THE EXCLUSIVE
DIGITAL RESOURCE LIBRARY AT

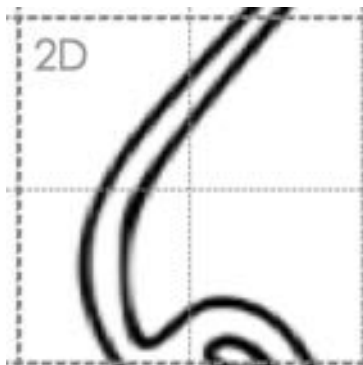
WWW.ONLEMONLANE.COM

FOR THE "BITE OF THE ELEPHANT"

WHOLE CLASS GRIT ACTIVITY.

©TeachingonLemonLane

With as much precision & accuracy you can muster,
recreate the image below in either the 4in or 8in
square option. Once everyone is finished you will put
together the pieces to reveal the image. Once you
understand where your piece fits, add color, details,
or zentangles to create a piece of a masterpiece.



--	--

--	--

--	--

{GRIT}

CHALLENGE: #6

THE NITTY
GRITTY
THINGAMAJIG

WANT MORE?

Check out www.onlemonlane.com for the

EXCLUSIVE, and **FREE**

Nitty Gritty Challenge #6

featuring more hands-on, kinesthetic activities

>The Big Scribb Class Mural< >Origami< >Long-Term Physical Goal< >Magic Paper< >Felt Braid Magic< >Paper Walk< >Tangled Rope & Bead<

Simply sign-up for access to the **FREE & EXCLUSIVE** Digital Library ♥

