

MY FAVORITE Graphic Organizers

teaching
on
Lemon Lane

Name: _____

Fact	Opinion

Name: _____

Detail: _____

Detail: _____

Name: _____

Compare & Contrast

Name: _____

Time Line			
1. _____	3. _____	5. _____	7. _____

Name: _____

Step by Step	
Step 1: _____	
Step 2: _____	

Name: _____

Sensory Image

Name: _____

Web Graphic Organizer

Name: _____

Sequence of Events
First: _____
Next: _____
Then: _____
Finally: _____

Name: _____

Cycle Chart

Name: _____

Author's Purpose		
Detail: _____	Detail: _____	Detail: _____

Name: _____

Cause and Effect		
Cause: _____	So	Effect: _____
	Because	
Cause: _____	So	Effect: _____
	Because	
Cause: _____	So	Effect: _____
	Because	

Name: _____

K	W	L
What I know	What I want to know	What I learned

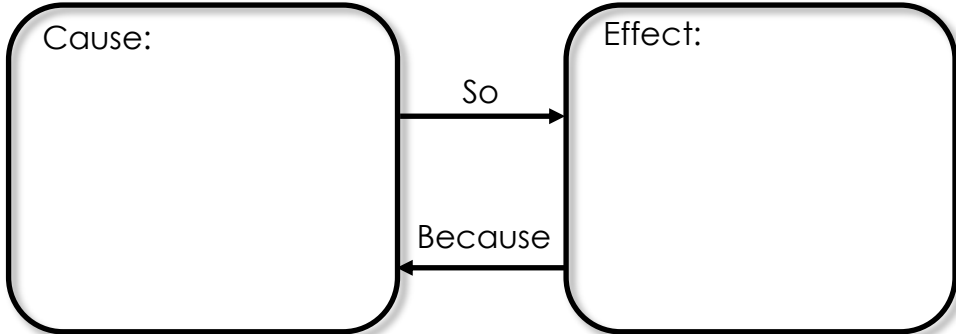

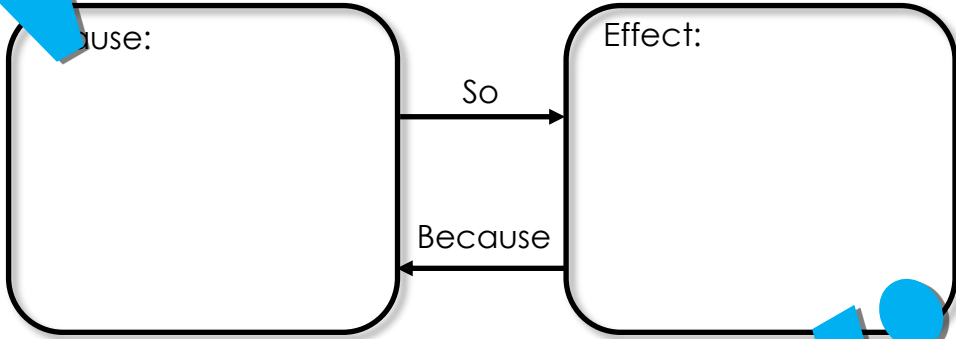
Use for
ANY SUBJECT

20 pages!

Preview

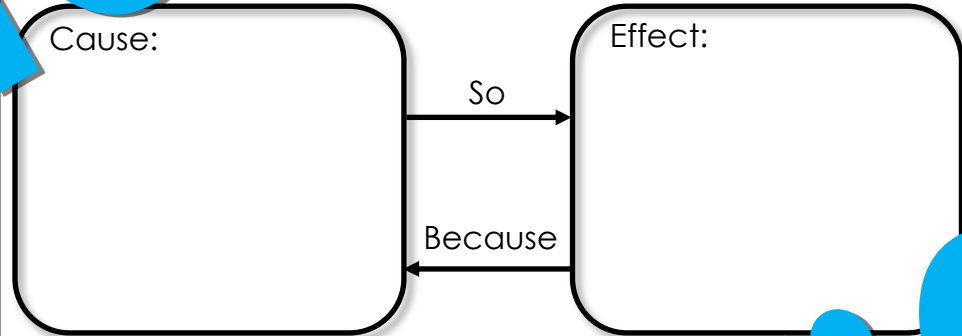
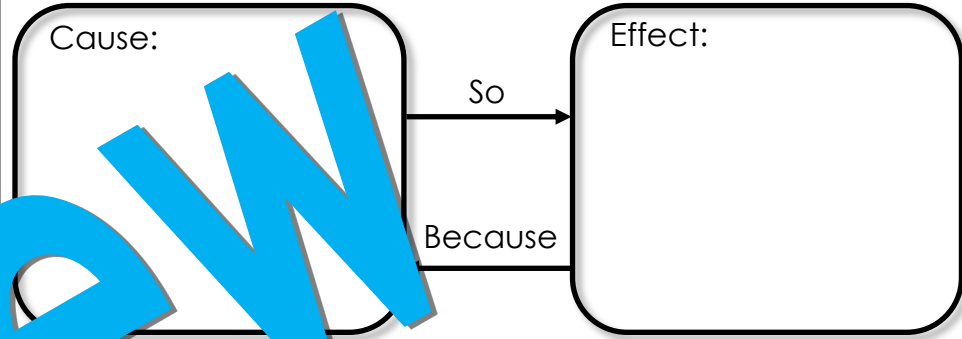
Name: _____

Cause and Effect



Name: _____

Cause and Effect



Preview

Preview

Name: _____

Fact

Opinion

Name: _____

Fact

Opinion

Preview

Preview

Preview

Name: _____

Detail:

Main Idea

Detail:

Detail:

Detail:

Name: _____

Detail:

Main Idea

Detail:

Detail:

Preview

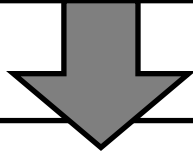
Preview

Preview

Name: _____

Sequence of Events


First:



Next:



Then:



Finally:

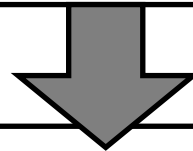
Name: _____

Sequence of Events

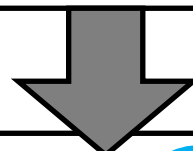
First:



Next:

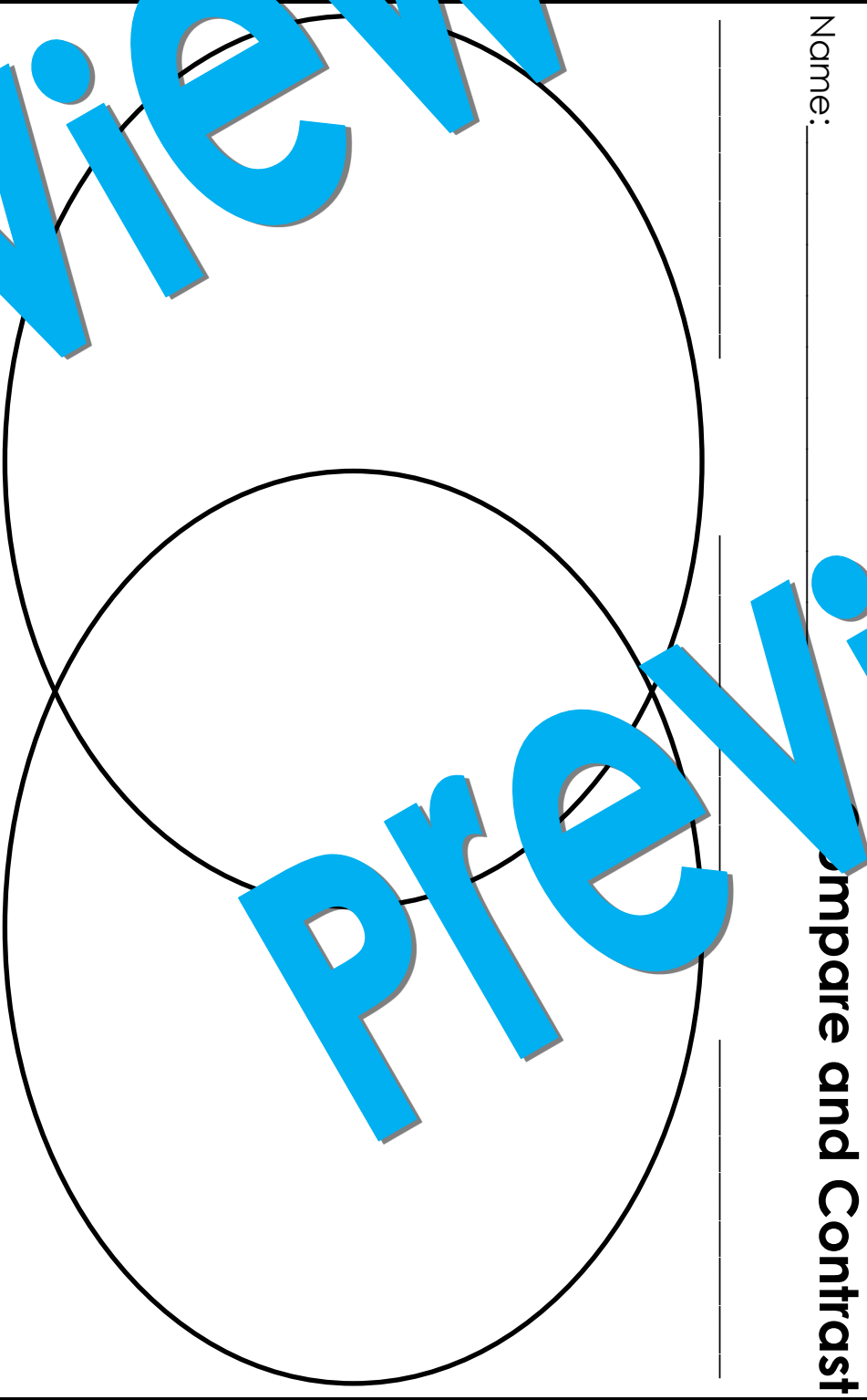


Then:



Finally:

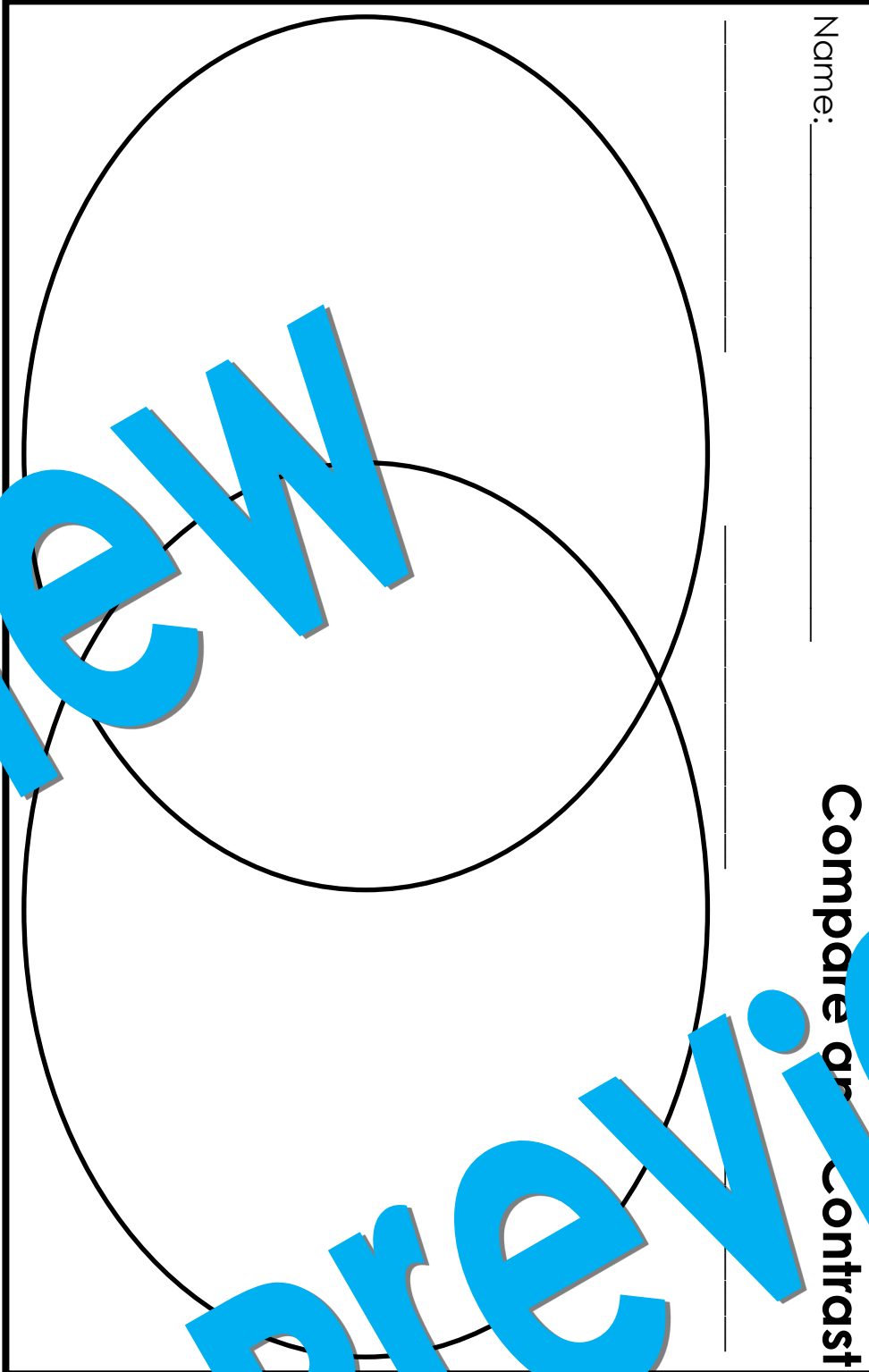
Preview



Name: _____

Compare and Contrast

Preview



Name: _____

Compare and Contrast

Preview

Name: _____

Author's Purpose

Detail:

Detail:

Detail:

Purpose:

Name: _____

Author's Purpose

Detail:



Detail:

Detail:

Purpose:

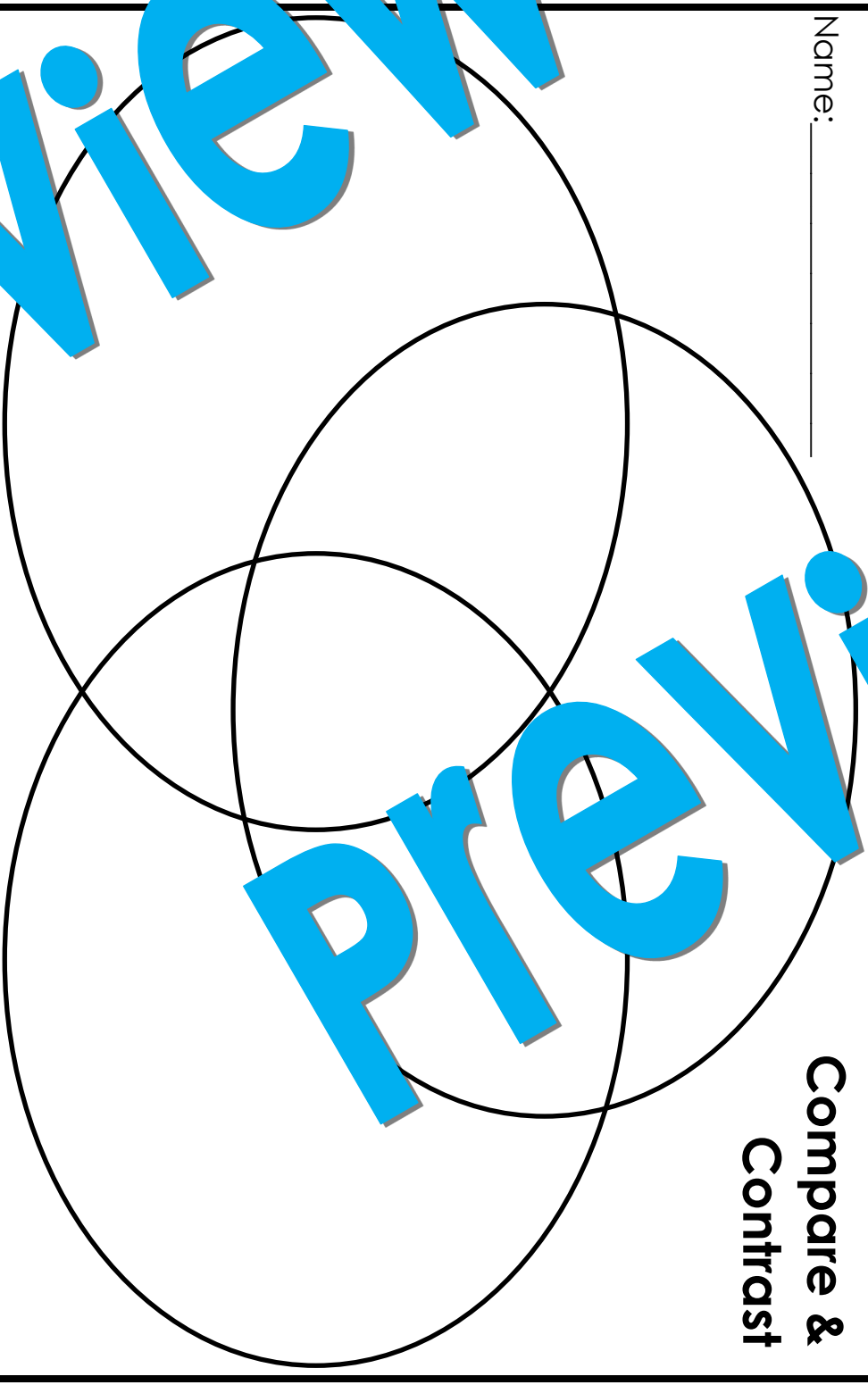
view

Preview



Preview

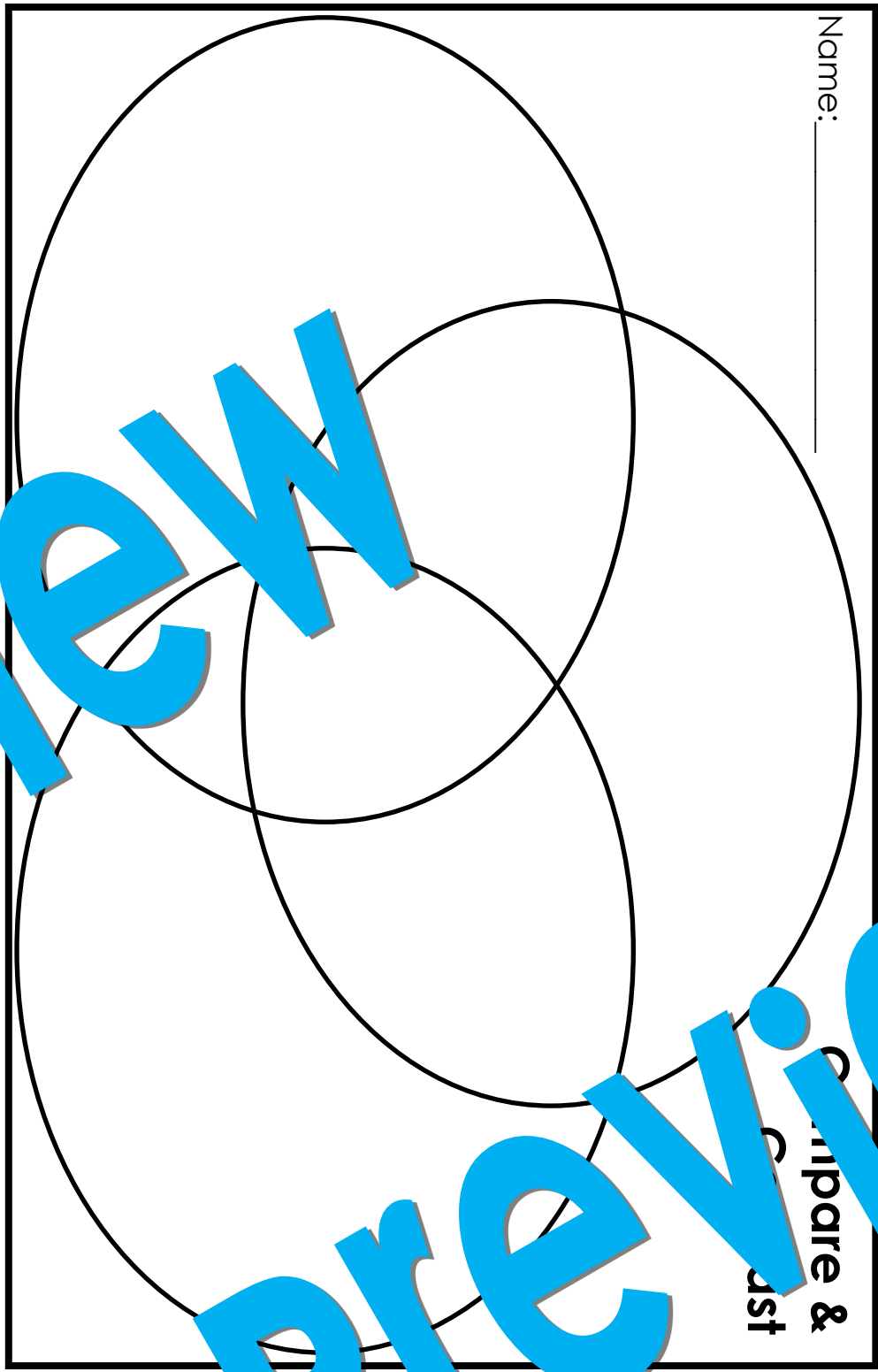
Preview



Name: _____

**Compare &
Contrast**

Preview




Name: _____

**Compare &
Contrast**

Preview


Web Graphic Organizer

Name: _____



Web Graphic Organizer

Name: _____



Name: _____

K

What I know

W

What I want to know

L

What I learned

K.W.L. Chart

Name: _____

K

What I know

W

What I want to know

L

What I learned

K.W.L. Chart

Name: _____

Problem

Solution

Name: _____

Problem

Solution

Name: _____

Characters: _____

Setting: _____

Problem: _____

Solution: _____

Beginning: _____

Middle: _____

End: _____

Name: _____

Characters: _____

Setting: _____

Problem: _____

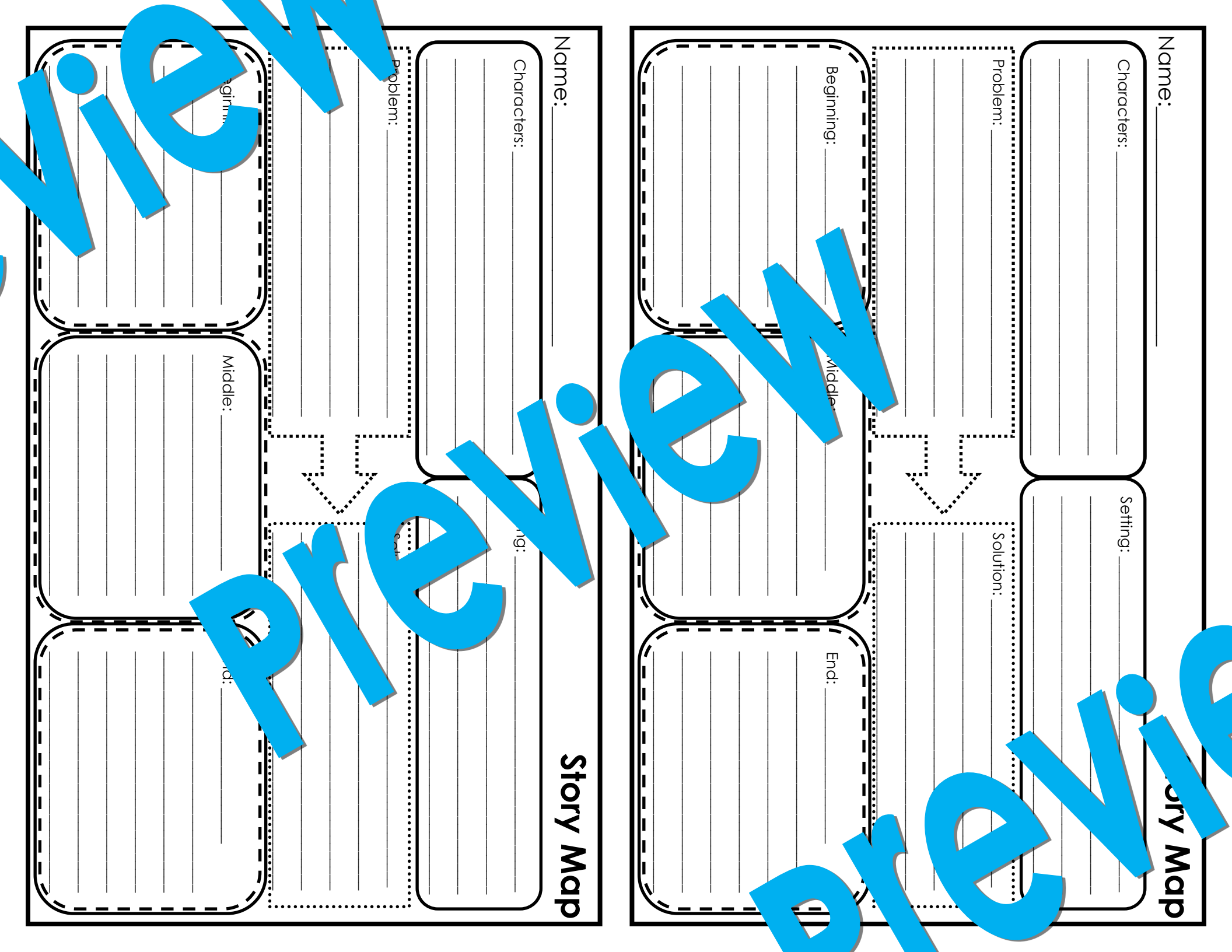
Beginning: _____

Middle: _____

End: _____

Story Map

Story Map



Name: _____

1. _____

3. _____

5. _____

7. _____

Time Line

2. _____

6. _____

Name: _____

1. _____

3. _____

5. _____

7. _____

Time Line

2. _____

4. _____

6. _____



Name: _____

Step by Step

Step 1: _____

Illustrate/ Additional Details

Step 2: _____

Illustrate/ Additional Details

Step 3: _____

Illustrate/ Additional Details

Step 4: _____

Illustrate/ Additional Details

Step 5: _____

Illustrate/ Additional Details

Name: _____

Step by Step

Step 1: _____

Illustrate/ Additional Details

Step 2: _____

Illustrate/ Additional Details

Step 3: _____

Illustrate/ Additional Details

Step 4: _____

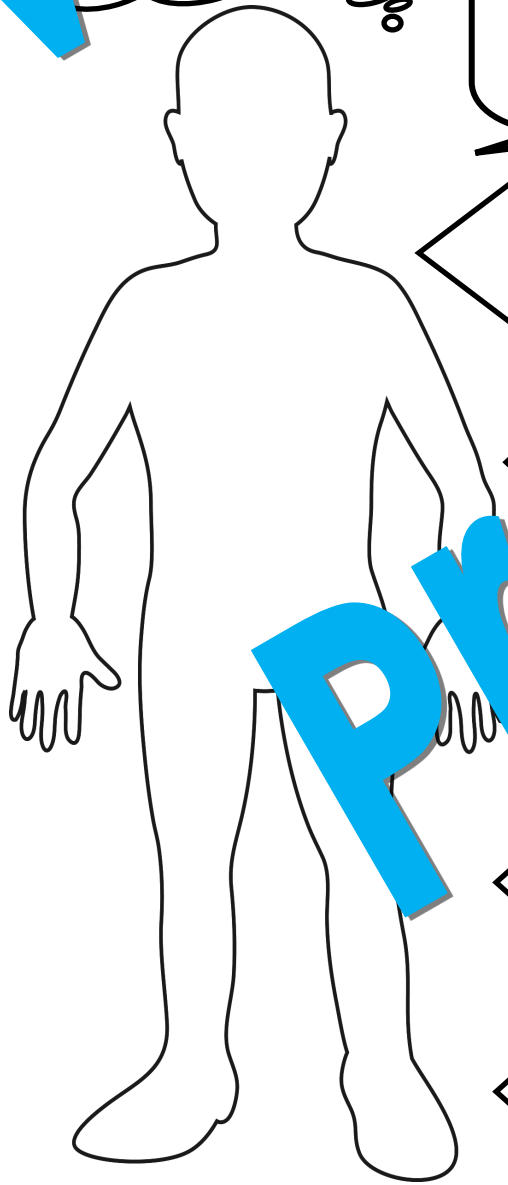
Illustrate/ Additional Details

Step 5: _____

Illustrate/ Additional Details

Name: _____

Sensory Image

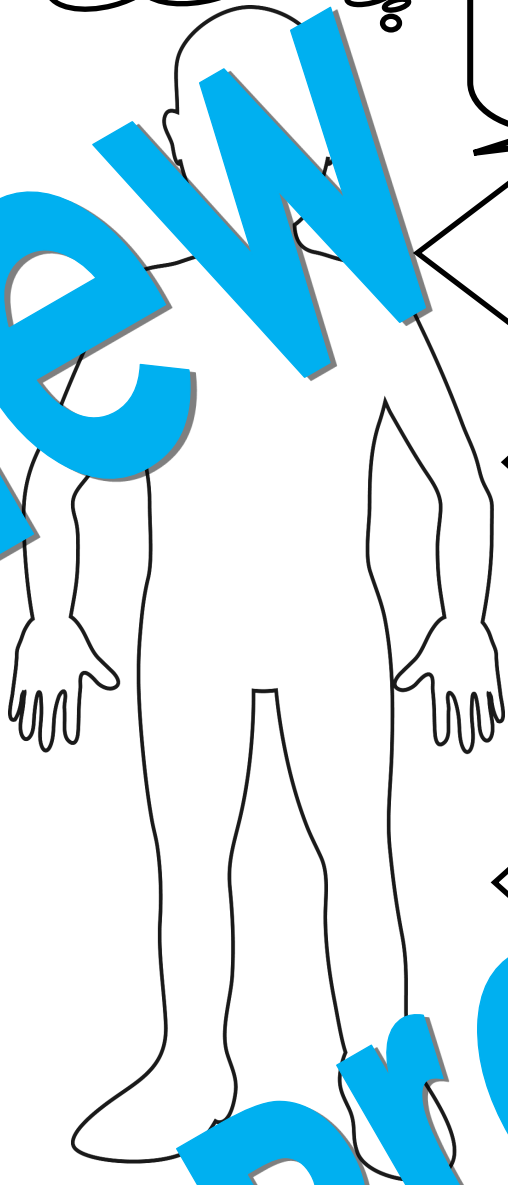


A thought bubble containing a blank space, with a line connecting it to a rectangular box below it.A large, empty arrow-shaped box pointing to the right, intended for notes.A large, empty arrow-shaped box pointing to the right, intended for notes.A large, empty arrow-shaped box pointing to the right, intended for notes.A large, empty arrow-shaped box pointing to the right, intended for notes.

Name: _____

Sensory Image



A thought bubble containing a blank space, with a line connecting it to a rectangular box below it.A large, empty arrow-shaped box pointing to the right, intended for notes.A large, empty arrow-shaped box pointing to the right, intended for notes.A large, empty arrow-shaped box pointing to the right, intended for notes.A large, empty arrow-shaped box pointing to the right, intended for notes.

Preview

Preview

Preview

Preview

Name: _____

Sensory Image

I Wonder:

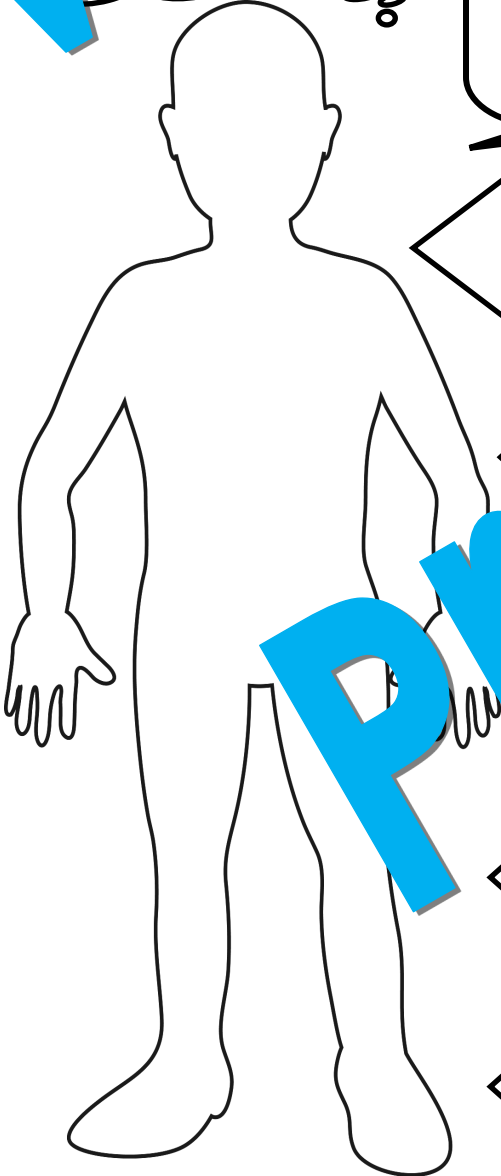
Quote, or something I would say:

I Taste:

I Feel:

I See:

I Hear:



Name: _____

Sensory Image

I Wonder:

Quote, or something I would say:

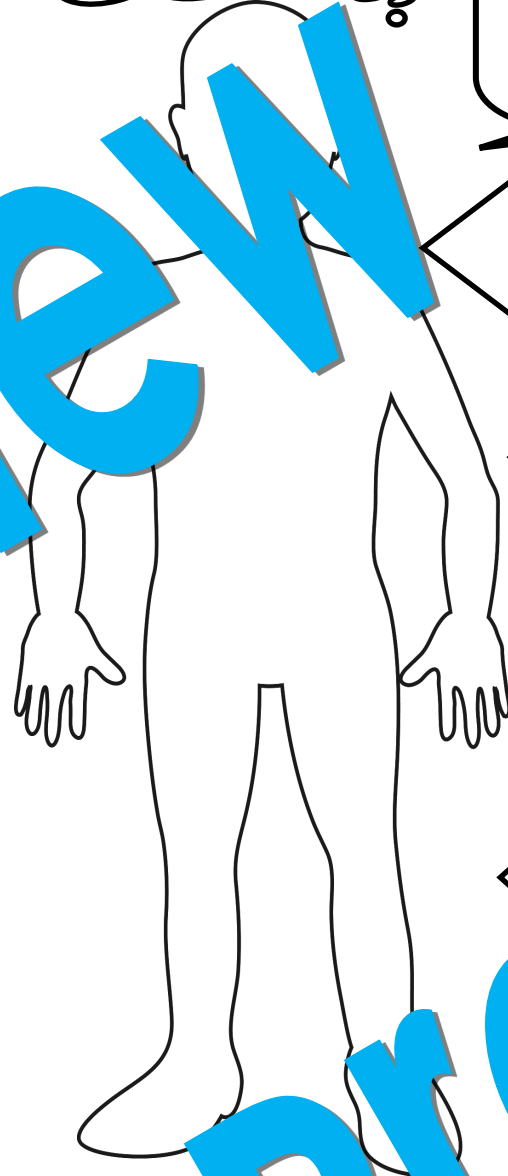
I Taste:

I Feel:

I Smell:

I See:

I Hear:



Name: _____

Sensory Image

Name: _____

Sensory Image

Preview

Preview

Preview

Name: _____ **Sensory Image**




Quote, or something I would say:

I Taste:


I Feel:

I See:

I Hear:



Name: _____ **Sensory Image**



Quote, or something I would say:


I Taste:

I Feel:

I Smell:

I See:

I Hear:



Name: _____ **5 W's + 1 H**

Who: _____

Why: _____

What: _____

Where: _____

How: _____

When: _____

Name: _____ **5 W's + 1 H**

Who: _____

Why: _____

What: _____

Where: _____

How: _____

When: _____

